

# RESULTS BOOK



29<sup>TH</sup> WINTER UNIVERSIADE  
KRASNOYARSK 2019



# CURLING

v 1.0 (11/03/2019)



## Competition Schedule

As of FRI 1 MAR 2019

Date	Start Time	Session	Sheet A	Sheet B	Sheet C	Sheet D	Sheet E
SUN 3 MAR	9:00	w1	swe - cze	gbr - sui	rus - jpn	kor - ita	chn - can
	14:00	M1	CHN - RUS	CAN - KOR	GBR - USA	SWE - CZE	NOR - SUI
	19:00	w2	sui - kor	cze - ita	chn - swe	can - jpn	gbr - rus
MON 4 MAR	9:00	M2	KOR - SWE	RUS - CZE	NOR - CHN	SUI - USA	CAN - GBR
	14:00	w3	jpn - gbr	swe - can	cze - kor	rus - chn	sui - ita
	19:00	M3	USA - CAN	CHN - SUI	RUS - SWE	GBR - NOR	KOR - CZE
TUE 5 MAR	9:00	w4	ita - chn	rus - kor	can - sui	jpn - swe	cze - gbr
	14:00	M4	CZE - NOR	GBR - SWE	SUI - KOR	USA - CHN	RUS - CAN
	19:00	w5	rus - sui	chn - cze	swe - ita	gbr - can	kor - jpn
WED 6 MAR	9:00	M5	GBR - KOR	NOR - RUS	CHN - CZE	CAN - SUI	SWE - USA
	14:00	w6	chn - jpn	sui - swe	kor - gbr	ita - rus	can - cze
	19:00	M6	NOR - USA	KOR - CHN	SWE - CAN	CZE - GBR	SUI - RUS
THU 7 MAR	9:00	w7	gbr - ita	can - rus	jpn - cze	chn - sui	swe - kor
	14:00	M7	CAN - CZE	SUI - GBR	USA - RUS	NOR - KOR	CHN - SWE
	19:00	w8	cze - rus	kor - chn	ita - can	swe - gbr	jpn - sui
FRI 8 MAR	9:00	M8	RUS - GBR	SWE - NOR	CZE - SUI	CHN - CAN	USA - KOR
	14:00	w9	kor - can	ita - jpn	gbr - chn	sui - cze	rus - swe
	19:00	M9	SWE - SUI	CZE - USA	CAN - NOR	KOR - RUS	GBR - CHN
SAT 9 MAR	9:00	Men's and Women's Play-off Games					
	16:00	Men's and Women's Semi-finals					
SUN 10 MAR	9:00	Men's Finals					
	14:00	Women's Finals					

**NOTE**

Lowercase - women; UPPERCASE - MEN

First named team in each game plays red-handled stones and wears dark coloured upper playing garments.

**LEGEND**
**Mn** Men's session n

**wn** Women's session n



## Competition Officials

As of SAT 2 MAR 2019

Function	Name	Organisation
<b>FISU Technical Committee Chair:</b>	JOHNSTON Jeanette	GBR - United Kingdom
<b>WCF Technical Delegate:</b>	ARNOLD Scott	CAN - Canada
<b>Chief Umpire:</b>	AUGUSTYNIAK Wojciech	POL - Poland
<b>Deputy Chief Umpire:</b>	SCHALLER Christian	SUI - Switzerland
<b>Game Umpires:</b>	BERGMAN Sofie	SWE - Sweden
	ISAK Vladimir	RUS - Russian Federation
	MATAU Cristian	ROU - Romania
	PLUTA Marta	POL - Poland
<b>Chief Ice Technician:</b>	CALLAN Mark	GBR - United Kingdom
<b>Deputy Chief Ice Technician:</b>	GALTSOV Denis	RUS - Russian Federation
<b>Chief Timer:</b>	CACCIVIO Guido	SUI - Switzerland
<b>Deputy Chief Timer:</b>	STEBAKOV Vadim	RUS - Russian Federation





### Medallists by Event

As of SUN 10 MAR 2019 at 16:18

Event	Date	Medal	Name	Country Code
Women	SUN 10 MAR	GOLD	WRANAA Isabella WAAHLIN Jennie DE VAL Almida SJOEBERG Fanny SIGFRIDSSON Margaretha	SWE
		SILVER	KIM Minji KIM Hyerin YANG Taei KIM Sujin LEE Sungjun	KOR
		BRONZE	KOMAROVA Maria VASILEVA Uliana DANSHINA Anastasiia KUZMINA Ekaterina VENEVTSEVA Anna KOVALEVA Alina	RUS
Men	SUN 10 MAR	GOLD	RAMSFJELL Magnus SESAKER Martin RAMSFJELL Bendik NEPSTAD Gaute HANSEN Rune Steen	NOR
		SILVER	STURMAY Karsten STEINKE Tristan KENNEDY Chris VENANCE Glenn KREPPS Rob	CAN
		BRONZE	WHYTE Ross McFADZEAN Duncan McCORMACK Ryan McCALL Robin CARSON Luke DRUMMOND Greg	GBR



## Entry List by Country

As of FRI 1 MAR 2019

CAN - Canada		
4 S	STREIFEL Kristen	R
3 V	SCHMIEMANN Danielle	R
2	STURMAY Selena	R
1	ILES Jesse	R
A	PAPLEY Paige	R
C	CODERRE Garry	

JPN - Japan		
4 S	KUDO Kaede	R
3 V	KURAMITSU Koyoka	R
2	SUGAHARA Mayu	R
1	SUZUKI Sakiko	R
A	TANAKA Yui	R
C	OGIHARA Ryo	

CHN - People's Republic of China		
4 V	YANG Ying	R
3 S	WANG Zixin	R
2	CAO Ying	R
1	SUN Chengyu	R
A	LI He	R
C	ZHOU Yan	

KOR - Republic of Korea		
4 S	KIM Minji	R
3 V	KIM Hyerin	R
2	YANG Taei	R
1	KIM Sujin	R
A	-	
C	LEE Sungjun	

CZE - Czech Republic		
4 S	BAUDYSOVA Alzbeta	R
3	BAUDYSOVA Michaela	R
2 V	HRONOVA Lenka	R
1	KOLCEVSKAJA Ezen	R
A	SRNSKA Eliska	L
C	BARES Jakub	

RUS - Russian Federation		
4 V	KOMAROVA Maria	R
3 S	VASILEVA Uliana	R
2	DANSHINA Anastasiia	R
1	KUZMINA Ekaterina	R
A	VENEVTSEVA Anna	R
C	KOVALEVA Alina	

GBR - United Kingdom		
4 S	JACKSON Sophie	R
3 V	BROWN Naomi	R
2	SMITH Mili	R
1	SINCLAIR Sophie	R
A	McKENZIE Leanne	R
C	BREWSTER Tom	

SUI - Switzerland		
4 S	STRITT Jana	R
3	HERITIER Roxane	R
2 V	BRUNNER Adonia	R
1	GRASSI Mara	R
A	BERCHTOLD Larissa	R
C	KRENGER Raymond	

ITA - Italy		
4 S	CONSTANTINI Stefania	R
3	ROMEI Angela	R
2 V	BENEDETTO Marta	R
1	DAMI Elena	R
A	MARTEN PEROLINO Elisa	R
C	MARIANI Marco	

SWE - Sweden		
4 S	WRANAA Isabella	R
3	WAAHLIN Jennie	R
2 V	DE VAL Almida	R
1	SJOEBERG Fanny	R
A	-	
C	SIGFRIDSSON Margaretha	

### NOTE

Position and function for each team member:

**4** = Fourth, **3** = Third, **2** = Second, **1** = Lead, **A** = Alternate, **S** = Skip, **V** = Vice-Skip, **C** = Coach

### LEGEND

**L** Left-handed

**R** Right-handed


**Extended Team List by Country**

As of SAT 2 MAR 2019

**REVISED  
2 MAR 14:44**

CAN - Canada		
4 S	STREIFEL Kristen	R
3 V	SCHMIEMANN Danielle	R
2	STURMAY Selena	R
1	ILES Jesse	R
A	PAPLEY Paige	R
C	CODERRE Garry	
O	-	
O	-	

CHN - People's Republic of China		
4 V	YANG Ying	R
3 S	WANG Zixin	R
2	CAO Ying	R
1	SUN Chengyu	R
A	LI He	R
C	ZHOU Yan	
O	LIU Jingxiang	
O	FAN Xingyu	

CZE - Czech Republic		
4 S	BAUDYSOVA Alzbeta	R
3	BAUDYSOVA Michaela	R
2 V	HRONOVA Lenka	R
1	KOLCEVSKAJA Ezen	R
A	SRNSKA Eliska	L
C	BARES Jakub	
O	ASKEW Brad (CAN)	
O	-	

GBR - United Kingdom		
4 S	JACKSON Sophie	R
3 V	BROWN Naomi	R
2	SMITH Mili	R
1	SINCLAIR Sophie	R
A	McKENZIE Leanne	R
C	BREWSTER Tom	
O	BREWSTER Cate	
O	-	

ITA - Italy		
4 S	CONSTANTINI Stefania	R
3	ROMEI Angela	R
2 V	BENEDETTO Marta	R
1	DAMI Elena	R
A	MARTEN PEROLINO Elisa	R
C	MARIANI Marco	
O	-	
O	-	

JPN - Japan		
4 S	KUDO Kaede	R
3 V	KURAMITSU Koyoka	R
2	SUGAHARA Mayu	R
1	SUZUKI Sakiko	R
A	TANAKA Yui	R
C	OGIHARA Ryo	
O	OGASAWARA Ayumi	
O	-	

KOR - Republic of Korea		
4 S	KIM Minji	R
3 V	KIM Hyerin	R
2	YANG Taei	R
1	KIM Sujin	R
A	-	
C	LEE Sungjun	
O	MOON Young Tae	
O	-	

RUS - Russian Federation		
4 V	KOMAROVA Maria	R
3 S	VASILEVA Uliana	R
2	DANSHINA Anastasiia	R
1	KUZMINA Ekaterina	R
A	VENEVTSSEVA Anna	R
C	KOVALEVA Alina	
2C	VOROBEB Viktor	
O	-	

SUI - Switzerland		
4 S	STRITT Jana	R
3	HERITIER Roxane	R
2 V	BRUNNER Adonia	R
1	GRASSI Mara	R
A	BERCHTOLD Larissa	R
C	KRENGER Raymond	
O	HESS Pascal	
O	-	

SWE - Sweden		
4 S	WRANAA Isabella	R
3	WAAHLIN Jennie	R
2 V	DE VAL Almida	R
1	SJOEBERG Fanny	R
A	-	
C	SIGFRIDSSON Margaretha	
O	BRUDSTEN Olle	
O	-	



Ivan Yarygin Sports Palace

Curling

Women



### Extended Team List by Country

As of SAT 2 MAR 2019

**REVISED**  
**2 MAR 14:44**

**NOTE**

Position and function for each team member:

**4** = Fourth, **3** = Third, **2** = Second, **1** = Lead, **A** = Alternate, **S** = Skip, **V** = Vice-Skip

**C** = Coach, **NC** = National Coach, **2C** = 2nd Team Coach, **O** = Team Official

**LEGEND**

**L** Left-handed

**R** Right-handed

**RUS: Team Officials have been revised.**




 SUN 3 MAR 2019  
 Start Time 9:00

**Session Results and Standings**

Sheet	Game	Team	LSFE	1	2	3	4	5	6	7	8	9	10	Extra Ends	Total
A	1	SWE - Sweden	*	2	1	0	0	2	0	0	1	0	0		6
	1	CZE - Czech Republic		0	0	1	1	0	3	1	0	2	1		9
B	1	GBR - United Kingdom		1	1	0	1	0	0	0	3	0	0	1	7
	1	SUI - Switzerland	*	0	0	2	0	0	1	0	0	2	1	0	6
C	1	RUS - Russian Federation		0	3	0	1	1	0	1	1	1	X		8
	1	JPN - Japan	*	1	0	1	0	0	2	0	0	0	X		4
D	1	KOR - Republic of Korea		1	0	0	3	1	0	0	1	1	X		7
	1	ITA - Italy	*	0	1	0	0	0	1	1	0	0	X		3
E	1	CHN - People's Republic of China	*	1	0	1	0	1	0	X	X	X	X		3
	1	CAN - Canada		0	3	0	3	0	4	X	X	X	X		10

**Current Standings**

Rank	Team	Games	Wins	Losses
1	CAN - Canada	1	1	0
1	CZE - Czech Republic	1	1	0
1	GBR - United Kingdom	1	1	0
1	KOR - Republic of Korea	1	1	0
1	RUS - Russian Federation	1	1	0
6	CHN - People's Republic of China	1	0	1
6	ITA - Italy	1	0	1
6	JPN - Japan	1	0	1
6	SUI - Switzerland	1	0	1
6	SWE - Sweden	1	0	1

**NOTE**

Under WCF rules, tie-breaking rules for standings are not applied until after the last game of the round robin.

**LEGEND**

LSFE(\*) Last Stone First End

X Unplayed/unfinished end due to concession




 SUN 3 MAR 2019  
 Start Time 19:00

**Session Results and Standings**

Sheet	Game	Team	LSFE	1	2	3	4	5	6	7	8	9	10	Extra Ends	Total
A	2	SUI - Switzerland		0	2	0	1	0	1	0	0	0	X		4
	2	KOR - Republic of Korea	*	1	0	3	0	1	0	1	1	1	X		8
B	2	CZE - Czech Republic	*	1	0	2	0	0	2	0	0	0	3		8
	2	ITA - Italy		0	1	0	0	3	0	1	0	1	0		6
C	2	CHN - People's Republic of China	*	0	0	0	0	1	0	1	0	X	X		2
	2	SWE - Sweden		1	2	3	1	0	3	0	3	X	X		13
D	2	CAN - Canada	*	2	0	0	0	2	2	0	X	X	X		6
	2	JPN - Japan		0	0	0	0	0	0	1	X	X	X		1
E	2	GBR - United Kingdom	*	1	0	0	0	0	1	0	2	0	2	0	6
	2	RUS - Russian Federation		0	0	2	1	1	0	1	0	1	0	1	7

**Current Standings**

Rank	Team	Games	Wins	Losses
1	CAN - Canada	2	2	0
1	CZE - Czech Republic	2	2	0
1	KOR - Republic of Korea	2	2	0
1	RUS - Russian Federation	2	2	0
5	GBR - United Kingdom	2	1	1
5	SWE - Sweden	2	1	1
7	CHN - People's Republic of China	2	0	2
7	ITA - Italy	2	0	2
7	JPN - Japan	2	0	2
7	SUI - Switzerland	2	0	2

**NOTE**

Under WCF rules, tie-breaking rules for standings are not applied until after the last game of the round robin.

**LEGEND**

LSFE(\*) Last Stone First End

X Unplayed/unfinished end due to concession


 MON 4 MAR 2019  
 Start Time 14:00

### Session Results and Standings

Sheet	Game	Team	LSFE	1	2	3	4	5	6	7	8	9	10	Extra Ends	Total
A	3	JPN - Japan	*	1	0	1	0	0	0	X	X	X	X		2
	3	GBR - United Kingdom		0	3	0	4	2	3	X	X	X	X		12
B	3	SWE - Sweden	*	1	0	2	0	0	1	1	0	0	2		7
	3	CAN - Canada		0	2	0	0	1	0	0	1	1	0		5
C	3	CZE - Czech Republic	*	0	0	0	2	0	0	1	0	1	X		4
	3	KOR - Republic of Korea		0	0	2	0	3	1	0	2	0	X		8
D	3	RUS - Russian Federation		0	0	2	1	0	1	0	2	0	X		6
	3	CHN - People's Republic of China	*	1	0	0	0	3	0	1	0	3	X		8
E	3	SUI - Switzerland		0	0	1	2	3	0	1	2	X	X		9
	3	ITA - Italy	*	0	1	0	0	0	1	0	0	X	X		2

### Current Standings

Rank	Team	Games	Wins	Losses
1	KOR - Republic of Korea	3	3	0
2	CAN - Canada	3	2	1
2	CZE - Czech Republic	3	2	1
2	GBR - United Kingdom	3	2	1
2	RUS - Russian Federation	3	2	1
2	SWE - Sweden	3	2	1
7	CHN - People's Republic of China	3	1	2
7	SUI - Switzerland	3	1	2
9	ITA - Italy	3	0	3
9	JPN - Japan	3	0	3

**NOTE**

Under WCF rules, tie-breaking rules for standings are not applied until after the last game of the round robin.

**LEGEND**

LSFE(\*) Last Stone First End

X Unplayed/unfinished end due to concession


 TUE 5 MAR 2019  
 Start Time 9:00

**Session Results and Standings**

Sheet	Game	Team	LSFE	1	2	3	4	5	6	7	8	9	10	Extra Ends	Total
A	4	ITA - Italy	*	0	0	2	0	0	0	4	0	2	4		12
	4	CHN - People's Republic of China		0	1	0	1	1	1	0	2	0	0		6
B	4	RUS - Russian Federation		0	0	0	0	2	0	1	0	3	0	2	8
	4	KOR - Republic of Korea	*	0	1	0	0	0	1	0	2	0	2	0	6
C	4	CAN - Canada	*	4	0	0	4	0	0	0	0	2	X		10
	4	SUI - Switzerland		0	1	1	0	1	1	1	1	0	X		6
D	4	JPN - Japan		0	1	0	0	1	0	0	0	X	X		2
	4	SWE - Sweden	*	0	0	2	1	0	2	1	1	X	X		7
E	4	CZE - Czech Republic	*	0	1	0	0	3	0	0	X	X	X		4
	4	GBR - United Kingdom		1	0	3	1	0	4	2	X	X	X		11

**Current Standings**

Rank	Team	Games	Wins	Losses
1	CAN - Canada	4	3	1
1	GBR - United Kingdom	4	3	1
1	KOR - Republic of Korea	4	3	1
1	RUS - Russian Federation	4	3	1
1	SWE - Sweden	4	3	1
6	CZE - Czech Republic	4	2	2
7	CHN - People's Republic of China	4	1	3
7	ITA - Italy	4	1	3
7	SUI - Switzerland	4	1	3
10	JPN - Japan	4	0	4

**NOTE**

Under WCF rules, tie-breaking rules for standings are not applied until after the last game of the round robin.

**LEGEND**

LSFE(\*) Last Stone First End

X Unplayed/unfinished end due to concession


 TUE 5 MAR 2019  
 Start Time 19:00

### Session Results and Standings

Sheet	Game	Team	LSFE	1	2	3	4	5	6	7	8	9	10	Extra Ends	Total
A	5	RUS - Russian Federation	*	1	3	4	0	2	0	0	0	0	3		13
	5	SUI - Switzerland		0	0	0	1	0	2	3	2	1	0		9
B	5	CHN - People's Republic of China	*	0	0	0	2	0	1	1	0	0	1		5
	5	CZE - Czech Republic		0	2	0	0	1	0	0	0	0	0		3
C	5	SWE - Sweden	*	0	1	0	1	1	0	4	0	1	X		8
	5	ITA - Italy		0	0	1	0	0	1	0	1	0	X		3
D	5	GBR - United Kingdom	*	2	0	2	4	0	1	0	0	3	X		12
	5	CAN - Canada		0	2	0	0	1	0	2	2	0	X		7
E	5	KOR - Republic of Korea	*	1	0	1	1	1	3	0	X	X	X		7
	5	JPN - Japan		0	1	0	0	0	0	1	X	X	X		2

### Current Standings

Rank	Team	Games	Wins	Losses
1	GBR - United Kingdom	5	4	1
1	KOR - Republic of Korea	5	4	1
1	RUS - Russian Federation	5	4	1
1	SWE - Sweden	5	4	1
5	CAN - Canada	5	3	2
6	CHN - People's Republic of China	5	2	3
6	CZE - Czech Republic	5	2	3
8	ITA - Italy	5	1	4
8	SUI - Switzerland	5	1	4
10	JPN - Japan	5	0	5

**NOTE**

Under WCF rules, tie-breaking rules for standings are not applied until after the last game of the round robin.

**LEGEND**

LSFE(\*) Last Stone First End

X Unplayed/unfinished end due to concession


 WED 6 MAR 2019  
 Start Time 14:00

**Session Results and Standings**

Sheet	Game	Team	LSFE	1	2	3	4	5	6	7	8	9	10	Extra Ends	Total
A	6	CHN - People's Republic of China	*	0	2	0	2	0	0	0	1	0	1		6
	6	JPN - Japan		0	0	2	0	0	0	2	0	1	0		5
B	6	SUI - Switzerland		0	2	0	0	0	0	X	X	X	X		2
	6	SWE - Sweden	*	2	0	0	3	2	4	X	X	X	X		11
C	6	KOR - Republic of Korea	*	1	4	0	1	1	2	X	X	X	X		9
	6	GBR - United Kingdom		0	0	1	0	0	0	X	X	X	X		1
D	6	ITA - Italy		0	0	0	0	2	1	0	0	X	X		3
	6	RUS - Russian Federation	*	1	1	2	1	0	0	3	1	X	X		9
E	6	CAN - Canada		0	2	1	0	3	1	1	X	X	X		8
	6	CZE - Czech Republic	*	1	0	0	1	0	0	0	X	X	X		2

**Current Standings**

Rank	Team	Games	Wins	Losses
1	KOR - Republic of Korea	6	5	1
1	RUS - Russian Federation	6	5	1
1	SWE - Sweden	6	5	1
4	CAN - Canada	6	4	2
4	GBR - United Kingdom	6	4	2
6	CHN - People's Republic of China	6	3	3
7	CZE - Czech Republic	6	2	4
8	ITA - Italy	6	1	5
8	SUI - Switzerland	6	1	5
10	JPN - Japan	6	0	6

**NOTE**

Under WCF rules, tie-breaking rules for standings are not applied until after the last game of the round robin.

**LEGEND**

LSFE(\*) Last Stone First End

X Unplayed/unfinished end due to concession


 THU 7 MAR 2019  
 Start Time 9:00

### Session Results and Standings

Sheet	Game	Team	LSFE	1	2	3	4	5	6	7	8	9	10	Extra Ends	Total
A	7	GBR - United Kingdom	*	2	3	0	1	0	2	1	0	0	1		10
	7	ITA - Italy		0	0	2	0	2	0	0	2	2	0		8
B	7	CAN - Canada	*	1	0	2	0	1	0	2	0	2	1		9
	7	RUS - Russian Federation		0	3	0	1	0	2	0	2	0	0		8
C	7	JPN - Japan	*	1	0	1	1	1	0	1	1	0	1		7
	7	CZE - Czech Republic		0	2	0	0	0	1	0	0	1	0		4
D	7	CHN - People's Republic of China		0	1	0	1	0	2	0	0	1	1		6
	7	SUI - Switzerland	*	1	0	1	0	1	0	1	1	0	0		5
E	7	SWE - Sweden		1	1	0	2	0	2	0	2	X	X		8
	7	KOR - Republic of Korea	*	0	0	1	0	1	0	1	0	X	X		3

### Current Standings

Rank	Team	Games	Wins	Losses	
1	SWE - Sweden	7	6	1	Q
2	CAN - Canada	7	5	2	Q
2	GBR - United Kingdom	7	5	2	Q
2	KOR - Republic of Korea	7	5	2	Q
2	RUS - Russian Federation	7	5	2	Q
6	CHN - People's Republic of China	7	4	3	
7	CZE - Czech Republic	7	2	5	
8	ITA - Italy	7	1	6	
8	JPN - Japan	7	1	6	
8	SUI - Switzerland	7	1	6	

**NOTE**

Under WCF rules, tie-breaking rules for standings are not applied until after the last game of the round robin.

**LEGEND**

LSFE(\*) Last Stone First End

Q Qualified for the play-offs

X Unplayed/unfinished end due to concession


 THU 7 MAR 2019  
 Start Time 19:00

**Session Results and Standings**

Sheet	Game	Team	LSFE	1	2	3	4	5	6	7	8	9	10	Extra Ends	Total
A	8	CZE - Czech Republic		2	0	0	1	0	0	0	0	1	X		4
	8	RUS - Russian Federation	*	0	1	2	0	0	2	1	3	0	X		9
B	8	KOR - Republic of Korea		1	0	1	0	2	0	2	0	3	X		9
	8	CHN - People's Republic of China	*	0	1	0	1	0	1	0	1	0	X		4
C	8	ITA - Italy	*	1	0	1	0	1	0	0	1	1	1	0	6
	8	CAN - Canada		0	2	0	1	0	1	2	0	0	0	1	7
D	8	SWE - Sweden	*	0	3	0	1	0	1	1	0	2	X		8
	8	GBR - United Kingdom		0	0	1	0	1	0	0	1	0	X		3
E	8	JPN - Japan		3	0	0	0	2	0	1	0	3	X		9
	8	SUI - Switzerland	*	0	2	1	1	0	1	0	1	0	X		6

**Current Standings**

Rank	Team	Games	Wins	Losses	
1	SWE - Sweden	8	7	1	Q
2	CAN - Canada	8	6	2	Q
2	KOR - Republic of Korea	8	6	2	Q
2	RUS - Russian Federation	8	6	2	Q
5	GBR - United Kingdom	8	5	3	Q
6	CHN - People's Republic of China	8	4	4	Q
7	CZE - Czech Republic	8	2	6	
7	JPN - Japan	8	2	6	
9	ITA - Italy	8	1	7	
9	SUI - Switzerland	8	1	7	

**NOTE**

Under WCF rules, tie-breaking rules for standings are not applied until after the last game of the round robin.

**LEGEND**

LSFE(\*) Last Stone First End

Q Qualified for the play-offs

X Unplayed/unfinished end due to concession


 FRI 8 MAR 2019  
 Start Time 14:00

**Session Results and Standings**

Sheet	Game	Team	LSFE	1	2	3	4	5	6	7	8	9	10	Extra Ends	Total
A	9	KOR - Republic of Korea		0	0	0	0	1	0	0	0	X	X		1
	9	CAN - Canada	*	2	1	1	1	0	1	1	2	X	X		9
B	9	ITA - Italy		0	0	0	3	0	0	2	0	0	2	2	9
	9	JPN - Japan	*	0	0	2	0	1	1	0	1	2	0	0	7
C	9	GBR - United Kingdom	*	1	0	0	0	3	0	1	0	3	0		8
	9	CHN - People's Republic of China		0	1	1	1	0	2	0	3	0	2		10
D	9	SUI - Switzerland	*	0	0	2	0	4	4	1	2	X	X		13
	9	CZE - Czech Republic		0	0	0	2	0	0	0	0	X	X		2
E	9	RUS - Russian Federation	*	2	1	0	0	1	0	2	0	1	X		7
	9	SWE - Sweden		0	0	1	1	0	1	0	2	0	X		5

**Standings after Round Robin**

Rank	Team	Games	Wins	Losses				
1	SWE - Sweden	9	7	2	Q	w1	DSC	47.18cm
2	RUS - Russian Federation	9	7	2	Q	w1	DSC	62.23cm
3	CAN - Canada	9	7	2	Q	w1	DSC	78.18cm
4	KOR - Republic of Korea	9	6	3	Q			
5	CHN - People's Republic of China	9	5	4	Q	w1		
6	GBR - United Kingdom	9	5	4	Q	w0		
7	JPN - Japan	9	2	7		w2,1		
8	SUI - Switzerland	9	2	7		w2,0		
9	CZE - Czech Republic	9	2	7		w1,1		
10	ITA - Italy	9	2	7		w1,0		

**LEGEND**
**DSC** Draw Shot Challenge

**wn** Number of wins (n) against tied teams

**LSFE(\*)** Last Stone First End

**X** Unplayed/unfinished end due to concession

**Q** Qualified for the play-offs



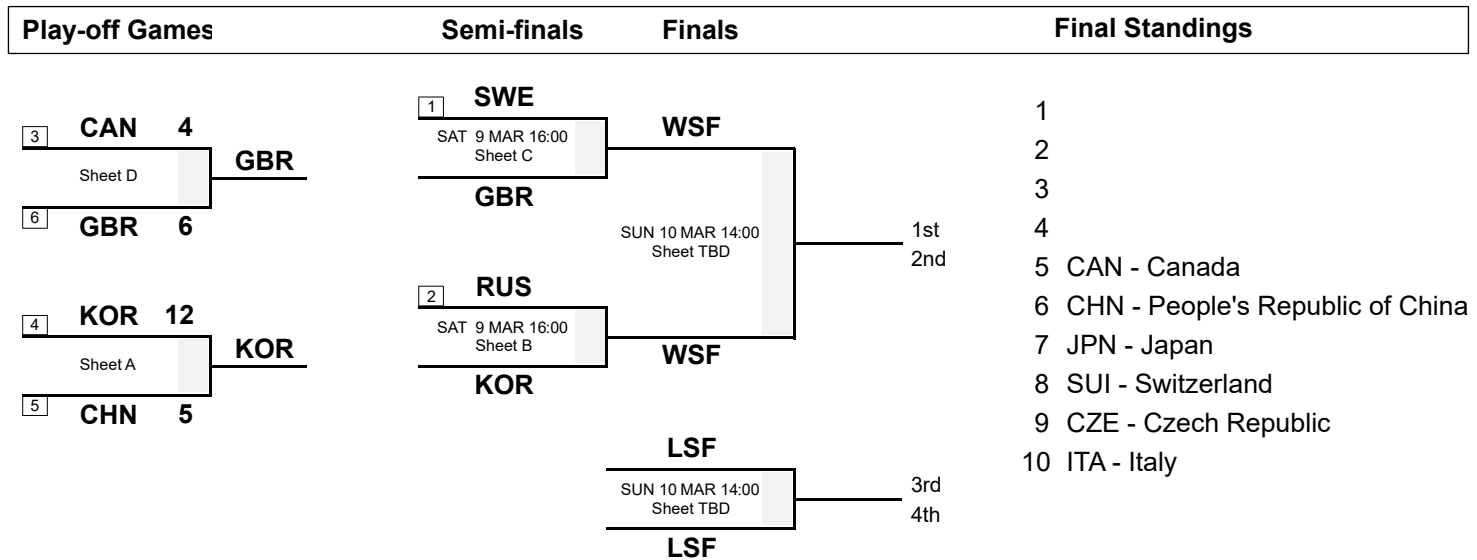


SAT 9 MAR 2019

Start Time 9:00

**Session Results and Standings**

Sheet	Game	Team	LSFE	1	2	3	4	5	6	7	8	9	10	Extra Ends	Total
A	10	CHN - People's Republic of China		0	1	0	0	2	0	2	0	X	X		5
	10	KOR - Republic of Korea	*	1	0	2	2	0	4	0	3	X	X		12
D	10	CAN - Canada	*	0	1	0	0	1	0	2	0	0	0		4
	10	GBR - United Kingdom		0	0	0	1	0	1	0	0	2	2		6

**Play-offs Bracket**


The teams ranked 1st and 2nd get a bye to the semi-finals.  
 The teams ranked 3rd to 6th play in play-off games (3 v 6 and 4 v 5). The winners of those play-off games advance to the semi-finals, with the 1st ranked team playing the lowest ranked winner and the 2nd ranked team playing the other team.

**LEGEND**
**LSF** Loser of semi-final

**WSF** Winner of semi-final

**LSFE(\*)** Last Stone First End

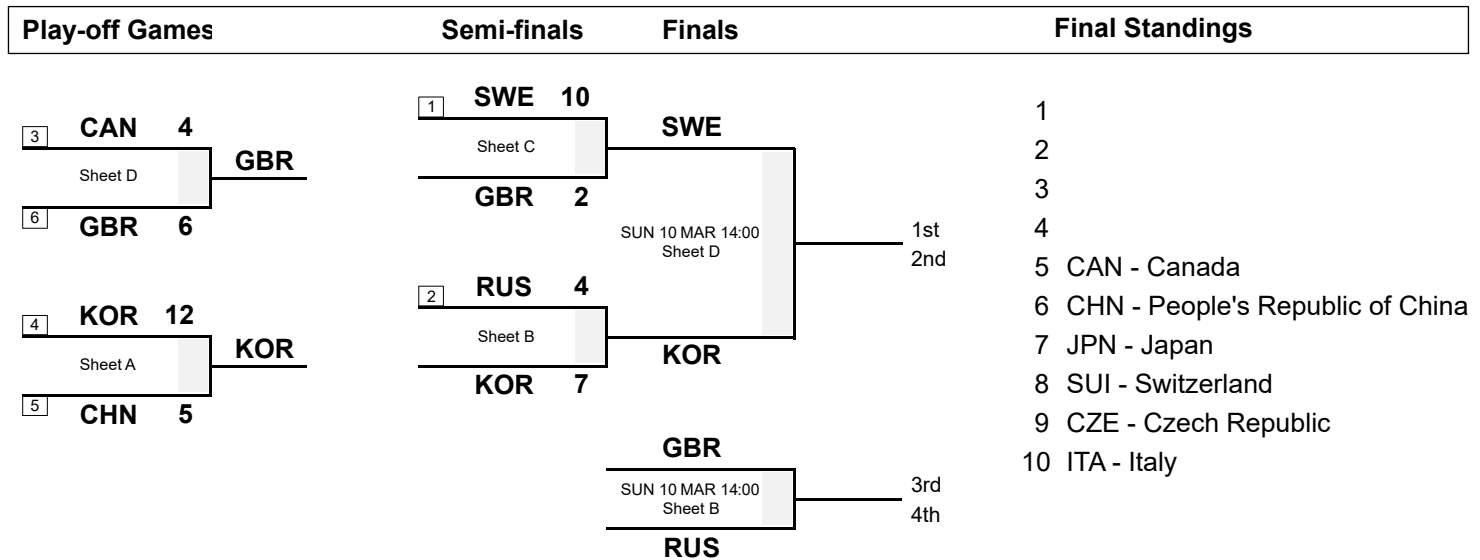
**X** Unplayed/unfinished end due to concession

**TBD** To Be Determined


 SAT 9 MAR 2019  
 Start Time 16:00

**Session Results and Standings**

Sheet	Game	Team	LSFE	1	2	3	4	5	6	7	8	9	10	Extra Ends	Total
<b>B</b>	10	RUS - Russian Federation	*	2	1	0	0	0	0	0	0	1	X		4
	11	KOR - Republic of Korea		0	0	1	1	0	0	2	3	0	X		7
<b>C</b>	11	GBR - United Kingdom		0	0	0	1	0	0	1	0	X	X		2
	10	SWE - Sweden	*	0	2	0	0	4	1	0	3	X	X		10

**Play-offs Bracket**


The teams ranked 1st and 2nd get a bye to the semi-finals.  
 The teams ranked 3rd to 6th play in play-off games (3 v 6 and 4 v 5). The winners of those play-off games advance to the semi-finals, with the 1st ranked team playing the lowest ranked winner and the 2nd ranked team playing the other team.

**LEGEND**

LSFE(\*) Last Stone First End

X Unplayed/unfinished end due to concession


 SUN 10 MAR 2019  
 Start Time 14:00

**Session Results and Standings**

Sheet	Game	Team	LSFE	1	2	3	4	5	6	7	8	9	10	Extra Ends	Total
<b>B</b>	11	RUS - Russian Federation	*	2	3	0	2	0	0	2	3	X	X		12
	12	GBR - United Kingdom		0	0	2	0	2	1	0	0	X	X		5
<b>D</b>	11	SWE - Sweden	*	2	1	0	1	2	0	2	0	X	X		8
	12	KOR - Republic of Korea		0	0	2	0	0	0	0	1	X	X		3

**Play-offs Bracket**

Play-off Games	Semi-finals	Finals	Final Standings
<p>3 CAN 4 Sheet D GBR</p> <p>6 GBR 6</p> <p>4 KOR 12 Sheet A KOR</p> <p>5 CHN 5</p>	<p>1 SWE 10 Sheet C</p> <p>GBR 2</p> <p>2 RUS 4 Sheet B</p> <p>KOR 7</p>	<p>SWE 8 Sheet D</p> <p>KOR 3</p> <p>GBR 5 Sheet B</p> <p>RUS 12</p>	<p>1 SWE - Sweden</p> <p>2 KOR - Republic of Korea</p> <p>3 RUS - Russian Federation</p> <p>4 GBR - United Kingdom</p> <p>5 CAN - Canada</p> <p>6 CHN - People's Republic of China</p> <p>7 JPN - Japan</p> <p>8 SUI - Switzerland</p> <p>9 CZE - Czech Republic</p> <p>10 ITA - Italy</p>
		<p>SWE 1st</p> <p>KOR 2nd</p> <p>RUS 3rd</p> <p>GBR 4th</p>	

The teams ranked 1st and 2nd get a bye to the semi-finals.  
 The teams ranked 3rd to 6th play in play-off games (3 v 6 and 4 v 5). The winners of those play-off games advance to the semi-finals, with the 1st ranked team playing the lowest ranked winner and the 2nd ranked team playing the other team.

**LEGEND**

LSFE(\*) Last Stone First End

X Unplayed/unfinished end due to concession



### Competition Summary

Session	Date	Time	Sheet A	Sheet B	Sheet C	Sheet D	Sheet E
Session 1	3 MAR	9:00	SWE 6 - 9 CZE	GBR 7 - 6 SUI	RUS 8 - 4 JPN	KOR 7 - 3 ITA	CHN 3 - 10 CAN
Session 2	3 MAR	19:00	SUI 4 - 8 KOR	CZE 8 - 6 ITA	CHN 2 - 13 SWE	CAN 6 - 1 JPN	GBR 6 - 7 RUS
Session 3	4 MAR	14:00	JPN 2 - 12 GBR	SWE 7 - 5 CAN	CZE 4 - 8 KOR	RUS 6 - 8 CHN	SUI 9 - 2 ITA
Session 4	5 MAR	9:00	ITA 12 - 6 CHN	RUS 8 - 6 KOR	CAN 10 - 6 SUI	JPN 2 - 7 SWE	CZE 4 - 11 GBR
Session 5	5 MAR	19:00	RUS 13 - 9 SUI	CHN 5 - 3 CZE	SWE 8 - 3 ITA	GBR 12 - 7 CAN	KOR 7 - 2 JPN
Session 6	6 MAR	14:00	CHN 6 - 5 JPN	SUI 2 - 11 SWE	KOR 9 - 1 GBR	ITA 3 - 9 RUS	CAN 8 - 2 CZE
Session 7	7 MAR	9:00	GBR 10 - 8 ITA	CAN 9 - 8 RUS	JPN 7 - 4 CZE	CHN 6 - 5 SUI	SWE 8 - 3 KOR
Session 8	7 MAR	19:00	CZE 4 - 9 RUS	KOR 9 - 4 CHN	ITA 6 - 7 CAN	SWE 8 - 3 GBR	JPN 9 - 6 SUI
Session 9	8 MAR	14:00	KOR 1 - 9 CAN	ITA 9 - 7 JPN	GBR 8 - 10 CHN	SUI 13 - 2 CZE	RUS 7 - 5 SWE
Play-off Games	9 MAR	9:00	CHN 5 - 12 KOR			CAN 4 - 6 GBR	
Semi-finals	9 MAR	16:00		RUS 4 - 7 KOR	GBR 2 - 10 SWE		
Finals	10 MAR	14:00		RUS 12 - 5 GBR		SWE 8 - 3 KOR	

### Standings after Round Robin

Rank	Team	Games	Wins	Losses			
1	SWE - Sweden	9	7	2	Q	w1	DSC 47.18cm
2	RUS - Russian Federation	9	7	2	Q	w1	DSC 62.23cm
3	CAN - Canada	9	7	2	Q	w1	DSC 78.18cm
4	KOR - Republic of Korea	9	6	3	Q		
5	CHN - People's Republic of China	9	5	4	Q	w1	
6	GBR - United Kingdom	9	5	4	Q	w0	
7	JPN - Japan	9	2	7		w2,1	
8	SUI - Switzerland	9	2	7		w2,0	
9	CZE - Czech Republic	9	2	7		w1,1	
10	ITA - Italy	9	2	7		w1,0	



## Competition Summary

### Play-offs Bracket

Play-off Games	Semi-finals	Finals	Final Standings																																														
<table border="0"> <tr> <td>3</td> <td><b>CAN</b></td> <td>4</td> <td rowspan="2">Sheet D</td> <td rowspan="2"><b>GBR</b></td> </tr> <tr> <td>6</td> <td><b>GBR</b></td> <td>6</td> </tr> <tr> <td>4</td> <td><b>KOR</b></td> <td>12</td> <td rowspan="2">Sheet A</td> <td rowspan="2"><b>KOR</b></td> </tr> <tr> <td>5</td> <td><b>CHN</b></td> <td>5</td> </tr> </table>	3	<b>CAN</b>	4	Sheet D	<b>GBR</b>	6	<b>GBR</b>	6	4	<b>KOR</b>	12	Sheet A	<b>KOR</b>	5	<b>CHN</b>	5	<table border="0"> <tr> <td>1</td> <td><b>SWE</b></td> <td>10</td> <td rowspan="2">Sheet C</td> <td rowspan="2"><b>SWE</b></td> <td rowspan="2">8</td> </tr> <tr> <td></td> <td><b>GBR</b></td> <td>2</td> </tr> <tr> <td>2</td> <td><b>RUS</b></td> <td>4</td> <td rowspan="2">Sheet B</td> <td rowspan="2"><b>KOR</b></td> <td rowspan="2">3</td> </tr> <tr> <td></td> <td><b>KOR</b></td> <td>7</td> </tr> </table>	1	<b>SWE</b>	10	Sheet C	<b>SWE</b>	8		<b>GBR</b>	2	2	<b>RUS</b>	4	Sheet B	<b>KOR</b>	3		<b>KOR</b>	7	<table border="0"> <tr> <td><b>SWE</b></td> <td>1st</td> </tr> <tr> <td><b>KOR</b></td> <td>2nd</td> </tr> <tr> <td><b>GBR</b></td> <td>5</td> </tr> <tr> <td><b>RUS</b></td> <td>3rd</td> </tr> <tr> <td><b>GBR</b></td> <td>4th</td> </tr> <tr> <td><b>RUS</b></td> <td>12</td> </tr> </table>	<b>SWE</b>	1st	<b>KOR</b>	2nd	<b>GBR</b>	5	<b>RUS</b>	3rd	<b>GBR</b>	4th	<b>RUS</b>	12	<ol style="list-style-type: none"> <li>1 SWE - Sweden</li> <li>2 KOR - Republic of Korea</li> <li>3 RUS - Russian Federation</li> <li>4 GBR - United Kingdom</li> <li>5 CAN - Canada</li> <li>6 CHN - People's Republic of China</li> <li>7 JPN - Japan</li> <li>8 SUI - Switzerland</li> <li>9 CZE - Czech Republic</li> <li>10 ITA - Italy</li> </ol>
3	<b>CAN</b>	4	Sheet D			<b>GBR</b>																																											
6	<b>GBR</b>	6																																															
4	<b>KOR</b>	12	Sheet A	<b>KOR</b>																																													
5	<b>CHN</b>	5																																															
1	<b>SWE</b>	10	Sheet C	<b>SWE</b>	8																																												
	<b>GBR</b>	2																																															
2	<b>RUS</b>	4	Sheet B	<b>KOR</b>	3																																												
	<b>KOR</b>	7																																															
<b>SWE</b>	1st																																																
<b>KOR</b>	2nd																																																
<b>GBR</b>	5																																																
<b>RUS</b>	3rd																																																
<b>GBR</b>	4th																																																
<b>RUS</b>	12																																																

The teams ranked 1st and 2nd advance directly to the semi-finals.  
 The teams ranked 3rd to 6th play in the play-off games (3 v 6 and 4 v 5). The winners of those play-off games advance to the semi-finals, with the 1st ranked team playing the lowest ranked winner and the 2nd ranked team playing the other team.

#### LEGEND

**DSC** Draw Shot Challenge

**wn** Number of wins (n) against tied teams

**EE** Extra End

**Q** Qualified for the play-offs



## Final Standings

Rank	Team	Players	Position - Function
Gold	SWE - Sweden	WRANAA Isabella	4 S
		WAAHLIN Jennie	3
		DE VAL Almida	2 V
		SJOEBERG Fanny	1
		-	A
		SIGFRIDSSON Margaretha	C
Silver	KOR - Republic of Korea	KIM Minji	4 S
		KIM Hyerin	3 V
		YANG Taei	2
		KIM Sujin	1
		-	A
		LEE Sungjun	C
Bronze	RUS - Russian Federation	KOMAROVA Maria	4 V
		VASILEVA Uliana	3 S
		DANSHINA Anastasiia	2
		KUZMINA Ekaterina	1
		VENEVTSOVA Anna	A
		KOVALEVA Alina	C
4	GBR - United Kingdom	JACKSON Sophie	4 S
		BROWN Naomi	3 V
		SMITH Mili	2
		SINCLAIR Sophie	1
		McKENZIE Leanne	A
		BREWSTER Tom	C
5	CAN - Canada	STREIFEL Kristen	4 S
		SCHMIEMANN Danielle	3 V
		STURMAY Selena	2
		ILES Jesse	1
		PAPLEY Paige	A
		CODERRE Garry	C
6	CHN - People's Republic of China	YANG Ying	4 V
		WANG Zixin	3 S
		CAO Ying	2
		SUN Chengyu	1
		LI He	A
		ZHOU Yan	C
7	JPN - Japan	KUDO Kaede	4 S
		KURAMITSU Koyoka	3 V
		SUGAHARA Mayu	2
		SUZUKI Sakiko	1
		TANAKA Yui	A
		OGIHARA Ryo	C
8	SUI - Switzerland	STRITT Jana	4 S
		HERITIER Roxane	3
		BRUNNER Adonia	2 V
		GRASSI Mara	1
		BERCHTOLD Larissa	A
		KRENGER Raymond	C



## Final Standings

Rank	Team	Players	Position - Function
9	CZE - Czech Republic	BAUDYSOVA Alzbeta	4 S
		BAUDYSOVA Michaela	3
		HRONOVA Lenka	2 V
		KOLCEVSKAJA Ezen	1
		SRNSKA Eliska	A
10	ITA - Italy	BARES Jakub	C
		CONSTANTINI Stefania	4 S
		ROMEI Angela	3
		BENEDETTO Marta	2 V
		DAMI Elena	1
		MARTEN PEROLINO Elisa	A
		MARIANI Marco	C

### NOTE

For the two losers of the play-off games, the team ranked higher after the round robin will be ranked fifth, the other team will be ranked sixth.

Position and function for each team member:

**4** = Fourth, **3** = Third, **2** = Second, **1** = Lead, **A** = Alternate, **S** = Skip, **V** = Vice-Skip, **C** = Coach



### Competition Matrix

Team	CAN	CHN	CZE	GBR	ITA	JPN	KOR	RUS	SUI	SWE
CAN		10 - 3	8 - 2	7 - 12	7 - 6	6 - 1	9 - 1	9 - 8	10 - 6	5 - 7
CHN	3 - 10		5 - 3	10 - 8	6 - 12	6 - 5	4 - 9	8 - 6	6 - 5	2 - 13
CZE	2 - 8	3 - 5		4 - 11	8 - 6	4 - 7	4 - 8	4 - 9	2 - 13	9 - 6
GBR	12 - 7	8 - 10	11 - 4		10 - 8	12 - 2	1 - 9	6 - 7	7 - 6	3 - 8
ITA	6 - 7	12 - 6	6 - 8	8 - 10		9 - 7	3 - 7	3 - 9	2 - 9	3 - 8
JPN	1 - 6	5 - 6	7 - 4	2 - 12	7 - 9		2 - 7	4 - 8	9 - 6	2 - 7
KOR	1 - 9	9 - 4	8 - 4	9 - 1	7 - 3	7 - 2		6 - 8	8 - 4	3 - 8
RUS	8 - 9	6 - 8	9 - 4	7 - 6	9 - 3	8 - 4	8 - 6		13 - 9	7 - 5
SUI	6 - 10	5 - 6	13 - 2	6 - 7	9 - 2	6 - 9	4 - 8	9 - 13		2 - 11
SWE	7 - 5	13 - 2	6 - 9	8 - 3	8 - 3	7 - 2	8 - 3	5 - 7	11 - 2	

### Standings after Round Robin

Rank	Team	Games	Wins	Losses				
1	SWE - Sweden	9	7	2	Q	w1	DSC	47.18cm
2	RUS - Russian Federation	9	7	2	Q	w1	DSC	62.23cm
3	CAN - Canada	9	7	2	Q	w1	DSC	78.18cm
4	KOR - Republic of Korea	9	6	3	Q			
5	CHN - People's Republic of China	9	5	4	Q	w1		
6	GBR - United Kingdom	9	5	4	Q	w0		
7	JPN - Japan	9	2	7		w2,1		
8	SUI - Switzerland	9	2	7		w2,0		
9	CZE - Czech Republic	9	2	7		w1,1		
10	ITA - Italy	9	2	7		w1,0		

**LEGEND**

DSC Draw Shot Challenge

Q Qualified for the play-offs

wn Number of wins (n) against tied teams





### Draw Shot Challenge

Rank	Team	Stone Rotation	Last Stone Draw in each Round Robin Game									DSC
			1	2	3	4	5	6	7	8	9	
1	KOR - Republic of Korea	⌚	19.6	16.3	36.0	60.0	43.6	39.1	70.5	25.3	72.0	<b>40.79cm</b>
		⌚	33.9	27.3	25.7	<del>199.6</del>	20.9	<del>123.4</del>	29.0	85.4	48.0	
2	SWE - Sweden	⌚	32.0	<del>121.4</del>	10.6	53.5	51.7	20.4	84.9	27.7	105.4	<b>47.18cm</b>
		⌚	47.0	43.4	44.7	70.2	56.2	42.4	26.5	38.3	<del>126.5</del>	
3	CZE - Czech Republic	⌚	<del>199.6</del>	66.1	36.7	16.3	41.9	107.6	21.3	85.9	35.3	<b>56.94cm</b>
		⌚	48.2	38.6	24.8	<del>199.6</del>	112.6	41.0	111.4	69.9	53.5	
4	CHN - People's Republic of China	⌚	51.5	56.8	99.1	79.6	14.1	22.2	27.7	28.2	<del>147.0</del>	<b>57.49cm</b>
		⌚	6.5	103.2	45.2	<del>199.6</del>	74.0	91.3	56.8	25.0	138.6	
5	SUI - Switzerland	⌚	49.5	56.9	38.2	37.5	199.6	55.7	3.2	42.9	50.5	<b>58.87cm</b>
		⌚	30.3	24.0	<del>199.6</del>	<del>199.6</del>	78.7	131.4	32.6	93.9	17.0	
6	ITA - Italy	⌚	28.3	61.4	62.2	79.4	53.2	68.1	57.3	31.3	112.5	<b>61.93cm</b>
		⌚	22.7	49.5	28.2	110.0	70.3	<del>185.5</del>	<del>199.6</del>	3.0	153.5	
7	RUS - Russian Federation	⌚	104.0	22.9	<del>164.1</del>	159.9	13.8	101.8	23.9	48.3	54.1	<b>62.23cm</b>
		⌚	48.0	118.5	47.8	123.2	3.1	98.5	<del>199.6</del>	17.8	10.0	
8	JPN - Japan	⌚	105.1	79.5	30.4	18.1	173.0	<del>199.6</del>	17.6	191.4	41.5	<b>71.71cm</b>
		⌚	40.9	62.3	35.1	<del>199.6</del>	92.0	24.9	102.3	82.0	51.3	
9	CAN - Canada	⌚	102.7	35.7	43.0	42.7	127.1	64.0	19.4	74.3	7.9	<b>78.18cm</b>
		⌚	59.2	62.3	108.1	165.8	176.7	<del>199.6</del>	108.8	<del>199.6</del>	53.2	
10	GBR - United Kingdom	⌚	25.8	81.1	20.6	171.7	122.4	77.7	32.9	32.2	32.8	<b>83.97cm</b>
		⌚	<del>199.6</del>	27.1	<del>199.6</del>	199.6	27.6	134.2	128.2	199.6	30.0	

#### NOTE

The Draw Shot Challenge (DSC) is the average distance of all the individual Last Stone Draws (LSD), which were delivered by a team during the round robin. The two least favourable results will be eliminated before calculating the average distance. The team with the lesser DSC receives the higher ranking. If the DSCs are equal then the team with the best non-equal counting LSD receives the higher ranking. In the case where all counting LSDs are equal, the team ranked higher in the WCF World Rankings is ranked higher.

#### LEGEND

⌚ Clockwise

⌚ Counter-clockwise

**DSC** Draw Shot Challenge



### Scoring Analysis

Team	Games		LSFE	Stolen Ends	Last Stone Eff.	Force Eff.	Points Scored						Total	Plus / Minus
							0	1	2	3	4	>4		
SWE	11	For	8	20	55%	74%	5	25	18	6	3	0	91	+50
		Against	3	6			3	26	6	1	0	0	41	
RUS	11	For	6	19	44%	52%	7	26	17	9	1	0	91	+25
		Against	5	11			1	22	16	4	0	0	66	
CAN	10	For	5	14	47%	68%	2	20	17	3	3	0	75	+23
		Against	5	9			5	26	8	2	1	0	52	
KOR	12	For	6	18	30%	58%	3	29	11	7	2	0	80	+20
		Against	6	12			6	27	15	1	0	0	60	
GBR	12	For	4	12	35%	42%	4	23	12	8	3	0	83	-4
		Against	8	14			5	23	19	6	2	0	87	
SUI	9	For	4	17	25%	48%	3	24	11	2	2	0	60	-8
		Against	5	10			3	17	7	7	4	0	68	
ITA	9	For	4	8	26%	59%	3	18	10	2	2	0	52	-19
		Against	5	19			5	28	12	5	1	0	71	
JPN	9	For	4	7	16%	43%	7	21	6	2	0	0	39	-26
		Against	5	16			2	20	13	5	1	0	65	
CHN	10	For	6	8	29%	35%	3	28	9	3	0	0	55	-28
		Against	4	10			6	16	12	9	4	0	83	
CZE	9	For	4	5	21%	41%	5	15	8	3	0	0	40	-33
		Against	5	21			6	24	11	5	3	0	73	
Total	51			128			42	229	119	45	16	0	666	

**NOTE**

Stolen ends are the ends won without the last stone advantage.

Last Stone Efficiency: Scoring two or more points with last stone advantage.

Force Efficiency: Forcing the opponent team to score only one point when they have the last stone advantage.

**LEGEND**

&gt;4 More than four points scored

Eff. Efficiency

LSFE Last Stone First End



## Summary of Big Ends

Points Scored	By	Against	Session	End	Game Result
4	CAN - Canada	CHN - People's Republic of China	1	6	10 : 3
4	CAN - Canada	SUI - Switzerland	4	1	10 : 6
4	CAN - Canada	SUI - Switzerland	4	4	10 : 6
4	GBR - United Kingdom	JPN - Japan	3	4	12 : 2
4	GBR - United Kingdom	CZE - Czech Republic	4	6	11 : 4
4	GBR - United Kingdom	CAN - Canada	5	4	12 : 7
4	ITA - Italy	CHN - People's Republic of China	4	7	12 : 6
4	ITA - Italy	CHN - People's Republic of China	4	10	12 : 6
4	KOR - Republic of Korea	GBR - United Kingdom	6	2	9 : 1
4	KOR - Republic of Korea	CHN - People's Republic of China	PO	6	12 : 5
4	RUS - Russian Federation	SUI - Switzerland	5	3	13 : 9
4	SUI - Switzerland	CZE - Czech Republic	9	5	13 : 2
4	SUI - Switzerland	CZE - Czech Republic	9	6	13 : 2
4	SWE - Sweden	ITA - Italy	5	7	8 : 3
4	SWE - Sweden	SUI - Switzerland	6	6	11 : 2
4	SWE - Sweden	GBR - United Kingdom	SF	5	10 : 2

**NOTE**

Big ends are defined as ends with a score of four or more points.

**LEGEND**

**PO** Play-off Game

**SF** Semi-final



SUN 10 MAR 2019

## Medallists

Medal	Country	Name
GOLD	SWE - Sweden	WRANAA Isabella WAAHLIN Jennie DE VAL Almida SJOEBERG Fanny SIGFRIDSSON Margaretha
SILVER	KOR - Republic of Korea	KIM Minji KIM Hyerin YANG Taei KIM Sujin LEE Sungjun
BRONZE	RUS - Russian Federation	KOMAROVA Maria VASILEVA Uliana DANSHINA Anastasiia KUZMINA Ekaterina VENEVTSEVA Anna KOVALEVA Alina




 SUN 10 MAR 2019  
 Start Time 14:00

**Game Results**

Sheet	Game	Team	LSFE	1	2	3	4	5	6	7	8	9	10	Extra Ends	Total
B	11	RUS - Russian Federation	*	2	3	0	2	0	0	2	3	X	X		12
	12	GBR - United Kingdom		0	0	2	0	2	1	0	0	X	X		5

RUS - Russian Federation		Shot Success Game
4 V	KOMAROVA Maria	77%
3 S	VASILEVA Uliana	91%
2	DANSHINA Anastasiia	89%
1	KUZMINA Ekaterina	83%
A	VENEVTSEVA Anna	-
Team Total		85%

Time remaining: 9 minutes 2 seconds

Time-out: End 4 - RUS stone 5

GBR - United Kingdom		Shot Success Game
4 S	JACKSON Sophie	63%
3 V	BROWN Naomi	88%
2	SMITH Mili	73%
1	SINCLAIR Sophie	83%
A	MCKENZIE Leanne	-
Team Total		77%

Time remaining: 9 minutes 9 seconds

Time-out: End 7 - GBR stone 7

RUS - Russian Federation		♻	♻	Game	
4	KOMAROVA Maria	Draws	5 75%	1 75%	6 75%
		Take-outs	5 65%	5 90%	10 78%
		Total	10 70%	6 88%	16 77%
3	VASILEVA Uliana	Draws	0 -	5 100%	5 100%
		Take-outs	7 86%	4 88%	11 86%
		Total	7 86%	9 94%	16 91%
2	DANSHINA Anastasiia	Draws	4 75%	2 100%	6 83%
		Take-outs	6 88%	4 100%	10 93%
		Total	10 83%	6 100%	16 89%
1	KUZMINA Ekaterina	Draws	5 85%	8 91%	13 88%
		Take-outs	0 -	2 50%	2 50%
		Total	5 85%	10 83%	15 83%
A	VENEVTSEVA Anna	Draws	0 -	0 -	0 -
		Take-outs	0 -	0 -	0 -
		Total	0 -	0 -	0 -
Team		Draws	14 79%	16 94%	30 87%
		Take-outs	18 81%	15 87%	33 83%
		Total	32 80%	31 90%	63 85%

GBR - United Kingdom		♻	♻	Game	
4	JACKSON Sophie	Draws	3 100%	6 58%	9 72%
		Take-outs	1 100%	6 42%	7 50%
		Total	4 100%	12 50%	16 63%
3	BROWN Naomi	Draws	5 85%	6 88%	11 86%
		Take-outs	2 88%	3 92%	5 90%
		Total	7 86%	9 89%	16 88%
2	SMITH Mili	Draws	5 80%	7 71%	12 75%
		Take-outs	1 100%	3 58%	4 69%
		Total	6 83%	10 68%	16 73%
1	SINCLAIR Sophie	Draws	8 72%	7 96%	15 83%
		Take-outs	0 -	1 75%	1 75%
		Total	8 72%	8 94%	16 83%
A	MCKENZIE Leanne	Draws	0 -	0 -	0 -
		Take-outs	0 -	0 -	0 -
		Total	0 -	0 -	0 -
Team		Draws	21 81%	26 79%	47 80%
		Take-outs	4 94%	13 60%	17 68%
		Total	25 83%	39 72%	64 77%



Ivan Yarygin Sports Palace  
Curling  
Women  
Bronze Medal Game



SUN 10 MAR 2019  
Start Time 14:00

### Game Results

**NOTE**  
Position and function for each team member:  
4 = Fourth, 3 = Third, 2 = Second, 1 = Lead, A = Alternate, S = Skip, V = Vice-Skip

**LEGEND**  
↻ Clockwise                          ↺ Counter-clockwise                          **LSFE(\*)** Last Stone First End  
X Unplayed/unfinished end due to concession




 SUN 10 MAR 2019  
 Start Time 14:00

**Game Results**

Sheet	Game	Team	LSFE	1	2	3	4	5	6	7	8	9	10	Extra Ends	Total
D	11	SWE - Sweden	*	2	1	0	1	2	0	2	0	X	X		8
	12	KOR - Republic of Korea		0	0	2	0	0	0	0	1	X	X		3

SWE - Sweden		Shot Success Game
4 S	WRANAA Isabella	92%
3	WAAHLIN Jennie	84%
2 V	DE VAL Almida	81%
1	SJOEBERG Fanny	81%
A	-	-
Team Total		85%

KOR - Republic of Korea		Shot Success Game
4 S	KIM Minji	67%
3 V	KIM Hyerin	69%
2	YANG Taei	81%
1	KIM Sujin	97%
A	-	-
Team Total		79%

Time remaining: 14 minutes 38 seconds

Time remaining: 7 minutes 26 seconds

Time-out: End 8 - KOR stone 7

SWE - Sweden		↺	↻	Game
4	WRANAA Isabella	Draws	3 83%	0 - 3 83%
		Take-outs	7 96%	6 92% 13 94%
		Total	10 93%	6 92% 16 92%
3	WAAHLIN Jennie	Draws	0 - 0 - 0 -	
		Take-outs	11 86% 5 80% 16 84%	
		Total	11 86% 5 80% 16 84%	
2	DE VAL Almida	Draws	4 94% 2 100% 6 96%	
		Take-outs	6 58% 4 94% 10 73%	
		Total	10 73% 6 96% 16 81%	
1	SJOEBERG Fanny	Draws	13 81% 1 100% 14 82%	
		Take-outs	1 100% 1 50% 2 75%	
		Total	14 82% 2 75% 16 81%	
A -		Draws	0 - 0 - 0 -	
		Take-outs	0 - 0 - 0 -	
		Total	0 - 0 - 0 -	
Team		Draws	20 84% 3 100% 23 86%	
		Take-outs	25 83% 16 86% 41 84%	
		Total	45 83% 19 88% 64 85%	

KOR - Republic of Korea		↺	↻	Game
4	KIM Minji	Draws	5 60% 2 88% 7 68%	
		Take-outs	2 50% 6 71% 8 66%	
		Total	7 57% 8 75% 15 67%	
3	KIM Hyerin	Draws	6 79% 5 60% 11 70%	
		Take-outs	2 63% 3 67% 5 65%	
		Total	8 75% 8 63% 16 69%	
2	YANG Taei	Draws	6 96% 4 63% 10 83%	
		Take-outs	4 81% 2 75% 6 79%	
		Total	10 90% 6 67% 16 81%	
1	KIM Sujin	Draws	10 98% 6 96% 16 97%	
		Take-outs	0 - 0 - 0 -	
		Total	10 98% 6 96% 16 97%	
A -		Draws	0 - 0 - 0 -	
		Take-outs	0 - 0 - 0 -	
		Total	0 - 0 - 0 -	
Team		Draws	27 86% 17 76% 44 82%	
		Take-outs	8 69% 11 70% 19 70%	
		Total	35 82% 28 74% 63 79%	



SUN 10 MAR 2019  
 Start Time 14:00

## Game Results

**NOTE**  
 Position and function for each team member:  
**4** = Fourth, **3** = Third, **2** = Second, **1** = Lead, **A** = Alternate, **S** = Skip, **V** = Vice-Skip

**LEGEND**  
 Clockwise     
  Counter-clockwise     
 **LSFE(\*)** Last Stone First End  
**X** Unplayed/unfinished end due to concession






 SAT 9 MAR 2019  
 Start Time 16:00

**Game Results**

Sheet	Game	Team	LSFE	1	2	3	4	5	6	7	8	9	10	Extra Ends	Total
C	11	GBR - United Kingdom		0	0	0	1	0	0	1	0	X	X		2
	10	SWE - Sweden	*	0	2	0	0	4	1	0	3	X	X		10

GBR - United Kingdom		Shot Success Game
4 S	JACKSON Sophie	67%
3 V	BROWN Naomi	80%
2	SMITH Mili	84%
1	SINCLAIR Sophie	84%
A	McKENZIE Leanne	-
Team Total		79%

Time remaining: 10 minutes 43 seconds

SWE - Sweden		Shot Success Game
4 S	WRANAA Isabella	88%
3	WAAHLIN Jennie	92%
2 V	DE VAL Almida	83%
1	SJOEBERG Fanny	80%
A	-	-
Team Total		86%

Time remaining: 12 minutes 25 seconds

GBR - United Kingdom		↺	↻	Game
4 JACKSON Sophie	Draws	2 13%	8 75%	10 63%
	Take-outs	3 67%	3 83%	6 75%
	Total	5 45%	11 77%	16 67%
3 BROWN Naomi	Draws	2 100%	4 56%	6 71%
	Take-outs	4 81%	6 88%	10 85%
	Total	6 88%	10 75%	16 80%
2 SMITH Mili	Draws	5 75%	2 75%	7 75%
	Take-outs	4 88%	5 95%	9 92%
	Total	9 81%	7 89%	16 84%
1 SINCLAIR Sophie	Draws	6 79%	10 88%	16 84%
	Take-outs	0 -	0 -	0 -
	Total	6 79%	10 88%	16 84%
A McKENZIE Leanne	Draws	0 -	0 -	0 -
	Take-outs	0 -	0 -	0 -
	Total	0 -	0 -	0 -
Team	Draws	15 72%	24 77%	39 75%
	Take-outs	11 80%	14 89%	25 85%
	Total	26 75%	38 82%	64 79%

SWE - Sweden		↺	↻	Game
4 WRANAA Isabella	Draws	4 63%	3 92%	7 75%
	Take-outs	1 100%	7 100%	8 100%
	Total	5 70%	10 98%	15 88%
3 WAAHLIN Jennie	Draws	2 88%	0 -	2 88%
	Take-outs	7 96%	7 89%	14 93%
	Total	9 94%	7 89%	16 92%
2 DE VAL Almida	Draws	2 88%	1 25%	3 67%
	Take-outs	4 100%	9 81%	13 87%
	Total	6 96%	10 75%	16 83%
1 SJOEBERG Fanny	Draws	13 81%	0 -	13 81%
	Take-outs	0 -	3 75%	3 75%
	Total	13 81%	3 75%	16 80%
A -	Draws	0 -	0 -	0 -
	Take-outs	0 -	0 -	0 -
	Total	0 -	0 -	0 -
Team	Draws	21 79%	4 75%	25 78%
	Take-outs	12 98%	26 88%	38 91%
	Total	33 86%	30 86%	63 86%



Ivan Yarygin Sports Palace

Curling

Women

Semi-final - Sheet C



SAT 9 MAR 2019  
Start Time 16:00

### Game Results

**NOTE**  
 Position and function for each team member:  
**4** = Fourth, **3** = Third, **2** = Second, **1** = Lead, **A** = Alternate, **S** = Skip, **V** = Vice-Skip

**LEGEND**  
 Clockwise      Counter-clockwise      **LSFE(\*)** Last Stone First End  
**X** Unplayed/unfinished end due to concession




 SAT 9 MAR 2019  
 Start Time 16:00

**Game Results**

Sheet	Game	Team	LSFE	1	2	3	4	5	6	7	8	9	10	Extra Ends	Total
B	10	RUS - Russian Federation	*	2	1	0	0	0	0	0	0	1	X		4
	11	KOR - Republic of Korea		0	0	1	1	0	0	2	3	0	X		7

RUS - Russian Federation		Shot Success Game
4 V	KOMAROVA Maria	65%
3 S	VASILEVA Uliana	88%
2	DANSHINA Anastasiia	81%
1	KUZMINA Ekaterina	73%
A	VENEVTSEVA Anna	-
Team Total		77%

Time remaining: 6 minutes 46 seconds

Time-out: End 9 - RUS stone 5

KOR - Republic of Korea		Shot Success Game
4 S	KIM Minji	81%
3 V	KIM Hyerin	85%
2	YANG Taei	66%
1	KIM Sujin	85%
A	-	-
Team Total		79%

Time remaining: 2 minutes 25 seconds

Time-out: End 7 - KOR stone 8

RUS - Russian Federation		↺	↻	Game	
4	KOMAROVA Maria	Draws	4 44%	2 63%	6 50%
		Take-outs	6 88%	6 58%	12 73%
		Total	10 70%	8 59%	18 65%
3	VASILEVA Uliana	Draws	1 75%	6 88%	7 86%
		Take-outs	10 90%	3 83%	13 88%
		Total	11 89%	9 86%	20 88%
2	DANSHINA Anastasiia	Draws	3 75%	4 81%	7 79%
		Take-outs	8 84%	5 80%	13 83%
		Total	11 82%	9 81%	20 81%
1	KUZMINA Ekaterina	Draws	14 84%	5 55%	19 76%
		Take-outs	1 0%	0 -	1 0%
		Total	15 78%	5 55%	20 73%
A	VENEVTSEVA Anna	Draws	0 -	0 -	0 -
		Take-outs	0 -	0 -	0 -
		Total	0 -	0 -	0 -
Team		Draws	22 75%	17 74%	39 74%
		Take-outs	25 84%	14 71%	39 79%
		Total	47 80%	31 73%	78 77%

KOR - Republic of Korea		↺	↻	Game	
4	KIM Minji	Draws	6 75%	3 83%	9 78%
		Take-outs	8 81%	1 100%	9 83%
		Total	14 79%	4 88%	18 81%
3	KIM Hyerin	Draws	5 95%	5 55%	10 75%
		Take-outs	8 97%	2 88%	10 95%
		Total	13 96%	7 64%	20 85%
2	YANG Taei	Draws	5 65%	5 70%	10 68%
		Take-outs	8 59%	2 88%	10 65%
		Total	13 62%	7 75%	20 66%
1	KIM Sujin	Draws	11 95%	5 85%	16 92%
		Take-outs	1 50%	1 0%	2 25%
		Total	12 92%	6 71%	18 85%
A	-	Draws	0 -	0 -	0 -
		Take-outs	0 -	0 -	0 -
		Total	0 -	0 -	0 -
Team		Draws	27 85%	18 72%	45 80%
		Take-outs	25 78%	6 75%	31 77%
		Total	52 82%	24 73%	76 79%



Ivan Yarygin Sports Palace

Curling

Women

Semi-final - Sheet B



SAT 9 MAR 2019  
Start Time 16:00

## Game Results

**NOTE**  
Position and function for each team member:  
4 = Fourth, 3 = Third, 2 = Second, 1 = Lead, A = Alternate, S = Skip, V = Vice-Skip

**LEGEND**  
⤴ Clockwise      ⤵ Counter-clockwise      **LSFE(\*)** Last Stone First End  
X Unplayed/unfinished end due to concession




 SAT 9 MAR 2019  
 Start Time 9:00

**Game Results**

Sheet	Game	Team	LSFE	1	2	3	4	5	6	7	8	9	10	Extra Ends	Total
A	10	CHN - People's Republic of China		0	1	0	0	2	0	2	0	X	X		5
	10	KOR - Republic of Korea	*	1	0	2	2	0	4	0	3	X	X		12

**CHN - People's Republic of China**

 4 V YANG Ying  
 3 S WANG Zixin  
 2 LI He  
 1 SUN Chengyu  
 A CAO Ying

Time remaining: 10 minutes 3 seconds

**KOR - Republic of Korea**

 4 S KIM Minji  
 3 V KIM Hyerin  
 2 YANG Taei  
 1 KIM Sujin  
 A -

Time remaining: 8 minutes 11 seconds

Time-out: End 8 - KOR stone 6

**NOTE**

Position and function for each team member:

4 = Fourth, 3 = Third, 2 = Second, 1 = Lead, A = Alternate, S = Skip, V = Vice-Skip

**LEGEND**

LSFE(\*) Last Stone First End

X Unplayed/unfinished end due to concession



SAT 9 MAR 2019  
Start Time 9:00

### Game Results

Sheet	Game	Team	LSFE	1	2	3	4	5	6	7	8	9	10	Extra Ends	Total
D	10	CAN - Canada	*	0	1	0	0	1	0	2	0	0	0		4
	10	GBR - United Kingdom		0	0	0	1	0	1	0	0	2	2		6

CAN - Canada		Shot Success Game
4 S	STREIFEL Kristen	73%
3 V	SCHMIEMANN Danielle	79%
2	STURMAY Selena	68%
1	ILES Jesse	83%
A	PAPLEY Paige	-
Team Total		75%

GBR - United Kingdom		Shot Success Game
4 S	JACKSON Sophie	88%
3 V	BROWN Naomi	83%
2	SMITH Mili	83%
1	SINCLAIR Sophie	96%
A	MCKENZIE Leanne	-
Team Total		87%

Time remaining: 2 minutes 11 seconds

Time-out: End 10 - CAN stone 8

Time remaining: 3 minutes 22 seconds

Time-out: End 7 - GBR stone 5

CAN - Canada		♂	♀	Game	
4	STREIFEL Kristen	Draws	4 50%	3 50%	7 50%
		Take-outs	7 86%	6 83%	13 85%
		Total	11 73%	9 72%	20 73%
3	SCHMIEMANN Danielle	Draws	0 -	1 100%	1 100%
		Take-outs	9 81%	10 75%	19 78%
		Total	9 81%	11 77%	20 79%
2	STURMAY Selena	Draws	1 100%	4 75%	5 80%
		Take-outs	8 63%	7 64%	15 63%
		Total	9 67%	11 68%	20 68%
1	ILES Jesse	Draws	6 92%	12 83%	18 86%
		Take-outs	0 -	2 50%	2 50%
		Total	6 92%	14 79%	20 83%
A	PAPLEY Paige	Draws	0 -	0 -	0 -
		Take-outs	0 -	0 -	0 -
		Total	0 -	0 -	0 -
Team		Draws	11 77%	20 78%	31 77%
		Take-outs	24 76%	25 72%	49 74%
		Total	35 76%	45 74%	80 75%

GBR - United Kingdom		♂	♀	Game	
4	JACKSON Sophie	Draws	5 80%	6 88%	11 84%
		Take-outs	2 100%	6 92%	8 94%
		Total	7 86%	12 90%	19 88%
3	BROWN Naomi	Draws	4 94%	4 63%	8 78%
		Take-outs	5 85%	7 86%	12 85%
		Total	9 89%	11 77%	20 83%
2	SMITH Mili	Draws	3 83%	10 85%	13 85%
		Take-outs	2 100%	5 70%	7 79%
		Total	5 90%	15 80%	20 83%
1	SINCLAIR Sophie	Draws	5 100%	11 100%	16 100%
		Take-outs	2 63%	2 100%	4 81%
		Total	7 89%	13 100%	20 96%
A	MCKENZIE Leanne	Draws	0 -	0 -	0 -
		Take-outs	0 -	0 -	0 -
		Total	0 -	0 -	0 -
Team		Draws	17 90%	31 88%	48 89%
		Take-outs	11 86%	20 85%	31 85%
		Total	28 88%	51 87%	79 87%





Ivan Yarygin Sports Palace

Curling

Women

Play-off 3v6



SAT 9 MAR 2019  
Start Time 9:00

### Game Results

**NOTE**  
 Position and function for each team member:  
**4** = Fourth, **3** = Third, **2** = Second, **1** = Lead, **A** = Alternate, **S** = Skip, **V** = Vice-Skip

**LEGEND**  
 Clockwise                      Counter-clockwise                      **LSFE(\*)** Last Stone First End





SUN 3 MAR 2019  
Start Time 9:00

### Game Results

Sheet	Game	Team	LSFE	1	2	3	4	5	6	7	8	9	10	Extra Ends	Total
A	1	SWE - Sweden	*	2	1	0	0	2	0	0	1	0	0		6
	1	CZE - Czech Republic		0	0	1	1	0	3	1	0	2	1		9

SWE - Sweden	
4 S	WRANAA Isabella
3	WAAHLIN Jennie
2 V	DE VAL Almida
1	SJOEBERG Fanny
A	-

CZE - Czech Republic	
4 S	BAUDYSOVA Alzbeta
3	BAUDYSOVA Michaela
2 V	HRONOVA Lenka
1	KOLCEVSKAJA Ezen
A	SRNSKA Eliska

Last Stone Draw	Distance
⌚ DE VAL Almida	32.0cm
⌚ WRANAA Isabella	47.0cm
<b>Total</b>	<b>79.0cm</b>

Last Stone Draw	Distance
⌚ KOLCEVSKAJA Ezen	199.6cm
⌚ BAUDYSOVA Michaela	48.2cm
<b>Total</b>	<b>247.8cm</b>

Time remaining: 6 minutes 38 seconds

Time-out: End 8 - SWE stone 7

Time remaining: 1 minute 20 seconds

Time-out: End 9 - CZE stone 7

**NOTE**  
Position and function for each team member:  
4 = Fourth, 3 = Third, 2 = Second, 1 = Lead, A = Alternate, S = Skip, V = Vice-Skip

**LEGEND**  
⌚ Clockwise      ⌚ Counter-clockwise      LSFE(\*) Last Stone First End







SUN 3 MAR 2019  
Start Time 9:00

### Game Results

Sheet	Game	Team	LSFE	1	2	3	4	5	6	7	8	9	10	Extra Ends	Total
B	1	GBR - United Kingdom		1	1	0	1	0	0	0	3	0	0	1	7
	1	SUI - Switzerland	*	0	0	2	0	0	1	0	0	2	1	0	6

GBR - United Kingdom	
4 S	JACKSON Sophie
3 V	BROWN Naomi
2	SMITH Mili
1	SINCLAIR Sophie
A	McKENZIE Leanne

SUI - Switzerland	
4 S	STRITT Jana
3	HERITIER Roxane
2 V	BRUNNER Adonia
1	GRASSI Mara
A	BERCHTOLD Larissa

Last Stone Draw		Distance
⌚	JACKSON Sophie	25.8cm
⌚	SMITH Mili	199.6cm
<b>Total</b>		<b>225.4cm</b>

Time remaining: 2 minutes 0 seconds  
2 minutes 2 seconds (after extra end)

Time-out: End 10 - GBR stone 6; End 11 - GBR stone 7

Last Stone Draw		Distance
⌚	STRITT Jana	49.5cm
⌚	HERITIER Roxane	30.3cm
<b>Total</b>		<b>79.8cm</b>

Time remaining: 2 minutes 13 seconds  
1 minute 41 seconds (after extra end)

Time-out: End 8 - SUI stone 4; End 11 - SUI stone 7

**NOTE**  
Position and function for each team member:  
4 = Fourth, 3 = Third, 2 = Second, 1 = Lead, A = Alternate, S = Skip, V = Vice-Skip

**LEGEND**  
⌚ Clockwise      ⌚ Counter-clockwise      LSFE(\*) Last Stone First End





SUN 3 MAR 2019  
Start Time 9:00

### Game Results

Sheet	Game	Team	LSFE	1	2	3	4	5	6	7	8	9	10	Extra Ends	Total
C	1	RUS - Russian Federation		0	3	0	1	1	0	1	1	1	X		8
	1	JPN - Japan	*	1	0	1	0	0	2	0	0	0	X		4

RUS - Russian Federation		Shot Success Game
4 V	KOMAROVA Maria	60%
3 S	VASILEVA Uliana	59%
2	DANSHINA Anastasiia	86%
1	KUZMINA Ekaterina	89%
A	VENEVTSEVA Anna	-
Team Total		74%

JPN - Japan		Shot Success Game
4 S	KUDO Kaede	54%
3 V	KURAMITSU Koyoka	59%
2	SUGAHARA Mayu	45%
1	SUZUKI Sakiko	51%
A	TANAKA Yui	-
Team Total		52%

Last Stone Draw		Distance
☺	VASILEVA Uliana	104.0cm
☹	DANSHINA Anastasiia	48.0cm
<b>Total</b>		<b>152.0cm</b>

Last Stone Draw		Distance
☺	KUDO Kaede	105.1cm
☹	SUZUKI Sakiko	40.9cm
<b>Total</b>		<b>146.0cm</b>

Time remaining: 3 minutes 20 seconds

Time remaining: 2 minutes 28 seconds

Time-out: End 9 - RUS stone 5

Time-out: End 8 - JPN stone 3

RUS - Russian Federation		☺	☹	Game
4	KOMAROVA Maria	Draws	7 39%	7 71% 14 55%
		Take-outs	2 100%	2 50% 4 75%
		Total	9 53%	9 67% 18 60%
3	VASILEVA Uliana	Draws	8 53%	6 67% 14 59%
		Take-outs	2 75%	4 50% 6 58%
		Total	10 58%	10 60% 20 59%
2	DANSHINA Anastasiia	Draws	9 83%	4 81% 13 83%
		Take-outs	2 100%	5 90% 7 93%
		Total	11 86%	9 86% 20 86%
1	KUZMINA Ekaterina	Draws	5 100%	12 81% 17 87%
		Take-outs	0 -	3 100% 3 100%
		Total	5 100%	15 85% 20 89%
A	VENEVTSEVA Anna	Draws	0 -	0 - 0 -
		Take-outs	0 -	0 - 0 -
		Total	0 -	0 - 0 -
Team		Draws	29 67%	29 76% 58 72%
		Take-outs	6 92%	14 75% 20 80%
		Total	35 71%	43 76% 78 74%



JPN - Japan		☺	☹	Game
4	KUDO Kaede	Draws	4 81%	6 58% 10 68%
		Take-outs	6 33%	2 50% 8 38%
		Total	10 53%	8 56% 18 54%
3	KURAMITSU Koyoka	Draws	4 63%	5 35% 9 47%
		Take-outs	6 67%	4 75% 10 70%
		Total	10 65%	9 53% 19 59%
2	SUGAHARA Mayu	Draws	3 17%	5 50% 8 38%
		Take-outs	7 57%	5 40% 12 50%
		Total	10 45%	10 45% 20 45%
1	SUZUKI Sakiko	Draws	14 52%	3 83% 17 57%
		Take-outs	2 0%	1 50% 3 17%
		Total	16 45%	4 75% 20 51%
A	TANAKA Yui	Draws	0 -	0 - 0 -
		Take-outs	0 -	0 - 0 -
		Total	0 -	0 - 0 -
Team		Draws	25 54%	19 54% 44 54%
		Take-outs	21 48%	12 54% 33 50%
		Total	46 51%	31 54% 77 52%



SUN 3 MAR 2019  
 Start Time 9:00

Game Results

**NOTE**  
 Position and function for each team member:  
**4** = Fourth, **3** = Third, **2** = Second, **1** = Lead, **A** = Alternate, **S** = Skip, **V** = Vice-Skip

**LEGEND**  
 Clockwise  
 Counter-clockwise  
**LSFE(\*)** Last Stone First End  
**X** Unplayed/unfinished end due to concession





SUN 3 MAR 2019  
Start Time 9:00

### Game Results

Sheet	Game	Team	LSFE	1	2	3	4	5	6	7	8	9	10	Extra Ends	Total
D	1	KOR - Republic of Korea		1	0	0	3	1	0	0	1	1	X		7
	1	ITA - Italy	*	0	1	0	0	0	1	1	0	0	X		3

KOR - Republic of Korea	
4 S	KIM Minji
3 V	KIM Hyerin
2	YANG Taei
1	KIM Sujin
A	-

ITA - Italy	
4 S	CONSTANTINI Stefania
3	ROMEI Angela
2 V	BENEDETTO Marta
1	DAMI Elena
A	MARTEN PEROLINO Elisa

Last Stone Draw		Distance
⌚	KIM Minji	19.6cm
⌚	KIM Hyerin	33.9cm
<b>Total</b>		<b>53.5cm</b>

Last Stone Draw		Distance
⌚	DAMI Elena	28.3cm
⌚	ROMEI Angela	22.7cm
<b>Total</b>		<b>51.0cm</b>

Time remaining: 5 minutes 0 seconds

Time remaining: 4 minutes 14 seconds

Time-out: End 8 - KOR stone 5

Time-out: End 8 - ITA stone 6

**NOTE**  
Position and function for each team member:  
4 = Fourth, 3 = Third, 2 = Second, 1 = Lead, A = Alternate, S = Skip, V = Vice-Skip

**LEGEND**  
⌚ Clockwise      ⌚ Counter-clockwise      LSFE(\*) Last Stone First End  
X Unplayed/unfinished end due to concession





SUN 3 MAR 2019  
Start Time 9:00

### Game Results

Sheet	Game	Team	LSFE	1	2	3	4	5	6	7	8	9	10	Extra Ends	Total
E	1	CHN - People's Republic of China	*	1	0	1	0	1	0	X	X	X	X		3
	1	CAN - Canada		0	3	0	3	0	4	X	X	X	X		10

CHN - People's Republic of China	
4 V	YANG Ying
3 S	WANG Zixin
2	CAO Ying
1	SUN Chengyu
A	LI He

CAN - Canada	
4 S	STREIFEL Kristen
3 V	SCHMIEMANN Danielle
2	STURMAY Selena
1	ILES Jesse
A	PAPLEY Paige

Last Stone Draw	Distance
⌚ CAO Ying	51.5cm
⌚ YANG Ying	6.5cm
<b>Total</b>	<b>58.0cm</b>

Last Stone Draw	Distance
⌚ STREIFEL Kristen	102.7cm
⌚ ILES Jesse	59.2cm
<b>Total</b>	<b>161.9cm</b>

Time remaining: 15 minutes 1 second

Time remaining: 16 minutes 36 seconds

**NOTE**  
Position and function for each team member:  
4 = Fourth, 3 = Third, 2 = Second, 1 = Lead, A = Alternate, S = Skip, V = Vice-Skip

**LEGEND**  
⌚ Clockwise      ⌚ Counter-clockwise      LSFE(\*) Last Stone First End  
X Unplayed/unfinished end due to concession





SUN 3 MAR 2019  
Start Time 19:00

### Game Results

Sheet	Game	Team	LSFE	1	2	3	4	5	6	7	8	9	10	Extra Ends	Total
A	2	SUI - Switzerland		0	2	0	1	0	1	0	0	0	X		4
	2	KOR - Republic of Korea	*	1	0	3	0	1	0	1	1	1	X		8

SUI - Switzerland	
4 S	STRITT Jana
3	HERITIER Roxane
2 V	BRUNNER Adonia
1	GRASSI Mara
A	BERCHTOLD Larissa

KOR - Republic of Korea	
4 S	KIM Minji
3 V	KIM Hyerin
2	YANG Taei
1	KIM Sujin
A	-

Last Stone Draw		Distance
⌚	BRUNNER Adonia	56.9cm
⌚	GRASSI Mara	24.0cm
<b>Total</b>		<b>80.9cm</b>

Last Stone Draw		Distance
⌚	KIM Hyerin	16.3cm
⌚	KIM Minji	27.3cm
<b>Total</b>		<b>43.6cm</b>

Time remaining: 1 minute 21 seconds

Time remaining: 1 minute 13 seconds

Time-out: End 7 - SUI stone 6

**NOTE**  
Position and function for each team member:  
4 = Fourth, 3 = Third, 2 = Second, 1 = Lead, A = Alternate, S = Skip, V = Vice-Skip

**LEGEND**  
⌚ Clockwise      ⌚ Counter-clockwise      **LSFE(\*)** Last Stone First End  
X Unplayed/unfinished end due to concession





SUN 3 MAR 2019  
Start Time 19:00

### Game Results

Sheet	Game	Team	LSFE	1	2	3	4	5	6	7	8	9	10	Extra Ends	Total
B	2	CZE - Czech Republic	*	1	0	2	0	0	2	0	0	0	3		8
	2	ITA - Italy		0	1	0	0	3	0	1	0	1	0		6

CZE - Czech Republic		Shot Success Game
4 S	BAUDYSOVA Alzbeta	75 %
3	BAUDYSOVA Michaela	55 %
2 V	HRONOVA Lenka	68 %
1	KOLCEVSKAJA Ezen	78 %
A	SRNSKA Eliska	-
Team Total		69 %

ITA - Italy		Shot Success Game
4 S	CONSTANTINI Stefania	74 %
3	ROMEI Angela	64 %
2 V	BENEDETTO Marta	64 %
1	DAMI Elena	71 %
A	MARTEN PEROLINO Elisa	-
Team Total		68 %

Last Stone Draw		Distance
☺	HRONOVA Lenka	66.1cm
☹	BAUDYSOVA Alzbeta	38.6cm
<b>Total</b>		<b>104.7cm</b>

Time remaining: 0 minutes 39 seconds

Time-out: End 8 - CZE stone 3

Last Stone Draw		Distance
☺	CONSTANTINI Stefania	61.4cm
☹	BENEDETTO Marta	49.5cm
<b>Total</b>		<b>110.9cm</b>

Time remaining: 0 minutes 44 seconds

Time-out: End 7 - ITA stone 6

CZE - Czech Republic		☺	☹	Game
4	BAUDYSOVA Alzbeta	Draws	2 100%	1 75% 3 92%
		Take-outs	6 75%	10 70% 16 72%
		Total	8 81%	11 70% 19 75%
3	BAUDYSOVA Michaela	Draws	5 45%	2 50% 7 46%
		Take-outs	7 54%	6 67% 13 60%
		Total	12 50%	8 63% 20 55%
2	HRONOVA Lenka	Draws	3 50%	4 50% 7 50%
		Take-outs	7 86%	6 67% 13 77%
		Total	10 75%	10 60% 20 68%
1	KOLCEVSKAJA Ezen	Draws	3 100%	13 73% 16 78%
		Take-outs	4 75%	0 - 4 75%
		Total	7 86%	13 73% 20 78%
A	SRNSKA Eliska	Draws	0 -	0 - 0 -
		Take-outs	0 -	0 - 0 -
		Total	0 -	0 - 0 -
Team		Draws	13 67%	20 66% 33 67%
		Take-outs	24 72%	22 68% 46 70%
		Total	37 70%	42 67% 79 69%

ITA - Italy		☺	☹	Game
4	CONSTANTINI Stefania	Draws	5 55%	5 70% 10 63%
		Take-outs	3 92%	7 82% 10 85%
		Total	8 69%	12 77% 20 74%
3	ROMEI Angela	Draws	8 53%	4 63% 12 56%
		Take-outs	5 80%	3 67% 8 75%
		Total	13 63%	7 64% 20 64%
2	BENEDETTO Marta	Draws	5 60%	4 44% 9 53%
		Take-outs	7 68%	4 81% 11 73%
		Total	12 65%	8 63% 20 64%
1	DAMI Elena	Draws	7 64%	7 86% 14 75%
		Take-outs	2 63%	4 63% 6 63%
		Total	9 64%	11 77% 20 71%
A	MARTEN PEROLINO Elisa	Draws	0 -	0 - 0 -
		Take-outs	0 -	0 - 0 -
		Total	0 -	0 - 0 -
Team		Draws	25 58%	20 69% 45 63%
		Take-outs	17 75%	18 75% 35 75%
		Total	42 65%	38 72% 80 68%



Ivan Yarygin Sports Palace

Curling

Women

Round Robin Session 2 - Sheet B



SUN 3 MAR 2019  
Start Time 19:00

### Game Results

**NOTE**  
 Position and function for each team member:  
**4** = Fourth, **3** = Third, **2** = Second, **1** = Lead, **A** = Alternate, **S** = Skip, **V** = Vice-Skip

**LEGEND**  
 Clockwise                      Counter-clockwise                      **LSFE(\*)** Last Stone First End







SUN 3 MAR 2019  
Start Time 19:00

### Game Results

Sheet	Game	Team	LSFE	1	2	3	4	5	6	7	8	9	10	Extra Ends	Total
C	2	CHN - People's Republic of China	*	0	0	0	0	1	0	1	0	X	X		2
	2	SWE - Sweden		1	2	3	1	0	3	0	3	X	X		13

CHN - People's Republic of China	
4 V	YANG Ying
3 S	WANG Zixin
2	CAO Ying
1	SUN Chengyu
A	LI He

SWE - Sweden	
4 S	WRANAA Isabella
3	WAAHLIN Jennie
2 V	DE VAL Almida
1	SJOEBERG Fanny
A	-

Last Stone Draw		Distance
⌚	WANG Zixin	56.8cm
⌚	SUN Chengyu	103.2cm
<b>Total</b>		<b>160.0cm</b>

Last Stone Draw		Distance
⌚	DE VAL Almida	121.4cm
⌚	WRANAA Isabella	43.4cm
<b>Total</b>		<b>164.8cm</b>

Time remaining: 11 minutes 9 seconds

Time remaining: 14 minutes 8 seconds

**NOTE**  
Position and function for each team member:  
4 = Fourth, 3 = Third, 2 = Second, 1 = Lead, A = Alternate, S = Skip, V = Vice-Skip

**LEGEND**  
⌚ Clockwise      ⌚ Counter-clockwise      LSFE(\*) Last Stone First End  
X Unplayed/unfinished end due to concession





SUN 3 MAR 2019  
Start Time 19:00

### Game Results

Sheet	Game	Team	LSFE	1	2	3	4	5	6	7	8	9	10	Extra Ends	Total
D	2	CAN - Canada	*	2	0	0	0	2	2	0	X	X	X		6
	2	JPN - Japan		0	0	0	0	0	0	1	X	X	X		1

CAN - Canada	
4 S	STREIFEL Kristen
3 V	SCHMIEMANN Danielle
2	STURMAY Selena
1	ILES Jesse
A	PAPLEY Paige

JPN - Japan	
4 S	KUDO Kaede
3 V	KURAMITSU Koyoka
2	SUGAHARA Mayu
1	SUZUKI Sakiko
A	TANAKA Yui

Last Stone Draw		Distance
⌚	SCHMIEMANN Danielle	35.7cm
⌚	STURMAY Selena	62.3cm
<b>Total</b>		<b>98.0cm</b>

Last Stone Draw		Distance
⌚	KURAMITSU Koyoka	79.5cm
⌚	SUGAHARA Mayu	62.3cm
<b>Total</b>		<b>141.8cm</b>

Time remaining: 12 minutes 18 seconds

Time remaining: 13 minutes 2 seconds

Time-out: End 6 - JPN stone 7

**NOTE**  
Position and function for each team member:  
4 = Fourth, 3 = Third, 2 = Second, 1 = Lead, A = Alternate, S = Skip, V = Vice-Skip

**LEGEND**  
⌚ Clockwise      ⌚ Counter-clockwise      LSFE(\*) Last Stone First End  
X Unplayed/unfinished end due to concession





SUN 3 MAR 2019  
Start Time 19:00

### Game Results

Sheet	Game	Team	LSFE	1	2	3	4	5	6	7	8	9	10	Extra	Ends	Total
E	2	GBR - United Kingdom	*	1	0	0	0	0	1	0	2	0	2	0		6
	2	RUS - Russian Federation		0	0	2	1	1	0	1	0	1	0	1		7

GBR - United Kingdom	
4 S	JACKSON Sophie
3 V	BROWN Naomi
2	SMITH Mili
1	SINCLAIR Sophie
A	McKENZIE Leanne

RUS - Russian Federation	
4 V	KOMAROVA Maria
3 S	VASILEVA Uliana
2	DANSHINA Anastasiia
1	KUZMINA Ekaterina
A	VENEVTSSEVA Anna

Last Stone Draw		Distance
⌚	BROWN Naomi	81.1cm
⌚	SINCLAIR Sophie	27.1cm
<b>Total</b>		<b>108.2cm</b>

Last Stone Draw		Distance
⌚	DANSHINA Anastasiia	22.9cm
⌚	VASILEVA Uliana	118.5cm
<b>Total</b>		<b>141.4cm</b>

Time remaining: 1 minute 31 seconds  
1 minute 21 seconds (after extra end)

Time remaining: 0 minutes 53 seconds  
0 minutes 42 seconds (after extra end)

Time-out: End 4 - GBR stone 7; End 11 - GBR stone 7

Time-out: End 4 - RUS stone 6; End 11 - RUS stone 3

**NOTE**  
Position and function for each team member:  
4 = Fourth, 3 = Third, 2 = Second, 1 = Lead, A = Alternate, S = Skip, V = Vice-Skip

**LEGEND**  
⌚ Clockwise      ⌚ Counter-clockwise      LSFE(\*) Last Stone First End





MON 4 MAR 2019  
Start Time 14:00

### Game Results

Sheet	Game	Team	LSFE	1	2	3	4	5	6	7	8	9	10	Extra Ends	Total
A	3	JPN - Japan	*	1	0	1	0	0	0	X	X	X	X		2
	3	GBR - United Kingdom		0	3	0	4	2	3	X	X	X	X		12

JPN - Japan	
4 S	KUDO Kaede
3 V	KURAMITSU Koyoka
2	SUGAHARA Mayu
1	SUZUKI Sakiko
A	TANAKA Yui

GBR - United Kingdom	
4 S	JACKSON Sophie
3 V	BROWN Naomi
2	SMITH Mili
1	SINCLAIR Sophie
A	McKENZIE Leanne

Last Stone Draw		Distance
↻	SUZUKI Sakiko	30.4cm
↻	KUDO Kaede	35.1cm
<b>Total</b>		<b>65.5cm</b>

Last Stone Draw		Distance
↻	SMITH Mili	20.6cm
↻	JACKSON Sophie	199.6cm
<b>Total</b>		<b>220.2cm</b>

Time remaining: 14 minutes 12 seconds

Time remaining: 16 minutes 7 seconds

Time-out: End 6 - JPN stone 6

**NOTE**  
Position and function for each team member:  
4 = Fourth, 3 = Third, 2 = Second, 1 = Lead, A = Alternate, S = Skip, V = Vice-Skip

**LEGEND**  
↻ Clockwise      ↻ Counter-clockwise      LSFE(\*) Last Stone First End  
X Unplayed/unfinished end due to concession





MON 4 MAR 2019  
Start Time 14:00

### Game Results

Sheet	Game	Team	LSFE	1	2	3	4	5	6	7	8	9	10	Extra Ends	Total
B	3	SWE - Sweden	*	1	0	2	0	0	1	1	0	0	2		7
	3	CAN - Canada		0	2	0	0	1	0	0	1	1	0		5

SWE - Sweden	
4 S	WRANAA Isabella
3	WAAHLIN Jennie
2 V	DE VAL Almida
1	SJOEBERG Fanny
A	-

CAN - Canada	
4 S	STREIFEL Kristen
3 V	SCHMIEMANN Danielle
2	STURMAY Selena
1	ILES Jesse
A	PAPLEY Paige

Last Stone Draw		Distance
↻	WRANAA Isabella	10.6cm
↻	DE VAL Almida	44.7cm
<b>Total</b>		<b>55.3cm</b>

Last Stone Draw		Distance
↻	ILES Jesse	43.0cm
↻	STREIFEL Kristen	108.1cm
<b>Total</b>		<b>151.1cm</b>

Time remaining: 5 minutes 7 seconds

Time remaining: 1 minute 28 seconds

**NOTE**  
Position and function for each team member:  
4 = Fourth, 3 = Third, 2 = Second, 1 = Lead, A = Alternate, S = Skip, V = Vice-Skip

**LEGEND**  
↻ Clockwise      ↻ Counter-clockwise      LSFE(\*) Last Stone First End





MON 4 MAR 2019  
Start Time 14:00

### Game Results

Sheet	Game	Team	LSFE	1	2	3	4	5	6	7	8	9	10	Extra Ends	Total
C	3	CZE - Czech Republic	*	0	0	0	2	0	0	1	0	1	X		4
	3	KOR - Republic of Korea		0	0	2	0	3	1	0	2	0	X		8

CZE - Czech Republic	
4 S	BAUDYSOVA Alzbeta
3	BAUDYSOVA Michaela
2 V	HRONOVA Lenka
1	KOLCEVSKAJA Ezen
A	SRNSKA Eliska

KOR - Republic of Korea	
4 S	KIM Minji
3 V	KIM Hyerin
2	YANG Taei
1	KIM Sujin
A	-

Last Stone Draw		Distance
↻	BAUDYSOVA Michaela	36.7cm
↺	KOLCEVSKAJA Ezen	24.8cm
<b>Total</b>		<b>61.5cm</b>

Last Stone Draw		Distance
↻	YANG Taei	36.0cm
↺	KIM Sujin	25.7cm
<b>Total</b>		<b>61.7cm</b>

Time remaining: 4 minutes 35 seconds

Time-out: End 7 - CZE stone 7

Time remaining: 3 minutes 26 seconds

Time-out: End 5 - KOR stone 6

**NOTE**  
Position and function for each team member:  
4 = Fourth, 3 = Third, 2 = Second, 1 = Lead, A = Alternate, S = Skip, V = Vice-Skip

**LEGEND**  
↻ Clockwise      ↺ Counter-clockwise      LSFE(\*) Last Stone First End  
X Unplayed/unfinished end due to concession





MON 4 MAR 2019  
Start Time 14:00

### Game Results

Sheet	Game	Team	LSFE	1	2	3	4	5	6	7	8	9	10	Extra Ends	Total
D	3	RUS - Russian Federation		0	0	2	1	0	1	0	2	0	X		6
	3	CHN - People's Republic of China	*	1	0	0	0	3	0	1	0	3	X		8

RUS - Russian Federation		Shot Success Game
4 V	KOMAROVA Maria	62%
3 S	VASILEVA Uliana	71%
2	DANSHINA Anastasiia	66%
1	KUZMINA Ekaterina	81%
A	VENEVTSEVA Anna	-
Team Total		70%

CHN - People's Republic of China		Shot Success Game
4 V	YANG Ying	80%
3 S	WANG Zixin	81%
2	LI He	64%
1	SUN Chengyu	81%
A	CAO Ying	-
Team Total		77%

Last Stone Draw		Distance
☺	KOMAROVA Maria	164.1cm
☹	KUZMINA Ekaterina	47.8cm
<b>Total</b>		<b>211.9cm</b>

Last Stone Draw		Distance
☺	YANG Ying	99.1cm
☹	LI He	45.2cm
<b>Total</b>		<b>144.3cm</b>

Time remaining: 0 minutes 34 seconds

Time remaining: 0 minutes 20 seconds

Time-out: End 9 - RUS stone 4

Time-out: End 9 - CHN stone 5

RUS - Russian Federation		☺	☹	Game	
4	KOMAROVA Maria	Draws	5 35%	3 100%	8 59%
		Take-outs	5 70%	6 58%	11 64%
		Total	10 53%	9 72%	19 62%
3	VASILEVA Uliana	Draws	6 75%	4 63%	10 70%
		Take-outs	5 45%	5 100%	10 73%
		Total	11 61%	9 83%	20 71%
2	DANSHINA Anastasiia	Draws	1 75%	7 57%	8 59%
		Take-outs	7 57%	5 90%	12 71%
		Total	8 59%	12 71%	20 66%
1	KUZMINA Ekaterina	Draws	8 88%	9 69%	17 78%
		Take-outs	2 100%	1 100%	3 100%
		Total	10 90%	10 73%	20 81%
A	VENEVTSEVA Anna	Draws	0 -	0 -	0 -
		Take-outs	0 -	0 -	0 -
		Total	0 -	0 -	0 -
Team		Draws	20 70%	23 68%	43 69%
		Take-outs	19 62%	17 82%	36 72%
		Total	39 66%	40 74%	79 70%

CHN - People's Republic of China		☺	☹	Game	
4	YANG Ying	Draws	4 94%	5 60%	9 75%
		Take-outs	6 75%	4 100%	10 85%
		Total	10 83%	9 78%	19 80%
3	WANG Zixin	Draws	5 100%	3 92%	8 97%
		Take-outs	7 57%	5 90%	12 71%
		Total	12 75%	8 91%	20 81%
2	LI He	Draws	1 0%	9 75%	10 68%
		Take-outs	7 64%	3 50%	10 60%
		Total	8 56%	12 69%	20 64%
1	SUN Chengyu	Draws	5 100%	9 64%	14 77%
		Take-outs	3 100%	3 83%	6 92%
		Total	8 100%	12 69%	20 81%
A	CAO Ying	Draws	0 -	0 -	0 -
		Take-outs	0 -	0 -	0 -
		Total	0 -	0 -	0 -
Team		Draws	15 92%	26 70%	41 78%
		Take-outs	23 70%	15 83%	38 75%
		Total	38 78%	41 75%	79 77%



Ivan Yarygin Sports Palace

Curling

Women

Round Robin Session 3 - Sheet D



MON 4 MAR 2019  
Start Time 14:00

## Game Results

**NOTE**

Position and function for each team member:

**4** = Fourth, **3** = Third, **2** = Second, **1** = Lead, **A** = Alternate, **S** = Skip, **V** = Vice-Skip

**LEGEND**

↻ Clockwise



Counter-clockwise

**LSFE(\*)** Last Stone First End

**X** Unplayed/unfinished end due to concession





MON 4 MAR 2019  
Start Time 14:00

## Game Results

Sheet	Game	Team	LSFE	1	2	3	4	5	6	7	8	9	10	Extra Ends	Total
E	3	SUI - Switzerland		0	0	1	2	3	0	1	2	X	X		9
	3	ITA - Italy	*	0	1	0	0	0	1	0	0	X	X		2

## SUI - Switzerland

4 S STRITT Jana  
 3 HERITIER Roxane  
 2 V BRUNNER Adonia  
 1 GRASSI Mara  
 A BERCHTOLD Larissa

## Last Stone Draw

⌚ HERITIER Roxane 38.2cm  
 ⌚ STRITT Jana 199.6cm

**Total 237.8cm**

Time remaining: 9 minutes 21 seconds

Time-out: End 7 - SUI stone 6

## ITA - Italy

4 S CONSTANTINI Stefania  
 3 ROMEI Angela  
 2 V BENEDETTO Marta  
 1 DAMI Elena  
 A MARTEN PEROLINO Elisa

## Last Stone Draw

⌚ ROMEI Angela 62.2cm  
 ⌚ DAMI Elena 28.2cm

**Total 90.4cm**

Time remaining: 7 minutes 50 seconds

Time-out: End 8 - ITA stone 4

## NOTE

Position and function for each team member:

4 = Fourth, 3 = Third, 2 = Second, 1 = Lead, A = Alternate, S = Skip, V = Vice-Skip

## LEGEND

⌚ Clockwise

⌚ Counter-clockwise

LSFE(\*) Last Stone First End

X Unplayed/unfinished end due to concession





TUE 5 MAR 2019  
Start Time 9:00

### Game Results

Sheet	Game	Team	LSFE	1	2	3	4	5	6	7	8	9	10	Extra Ends	Total
A	4	ITA - Italy	*	0	0	2	0	0	0	4	0	2	4		12
	4	CHN - People's Republic of China		0	1	0	1	1	1	0	2	0	0		6

ITA - Italy	
4 S	CONSTANTINI Stefania
3	ROMEI Angela
2 V	BENEDETTO Marta
1	DAMI Elena
A	MARTEN PEROLINO Elisa

CHN - People's Republic of China	
4 V	YANG Ying
3 S	WANG Zixin
2	LI He
1	SUN Chengyu
A	CAO Ying

Last Stone Draw		Distance
⌚	BENEDETTO Marta	79.4cm
⌚	CONSTANTINI Stefania	110.0cm
<b>Total</b>		<b>189.4cm</b>

Last Stone Draw		Distance
⌚	SUN Chengyu	79.6cm
⌚	WANG Zixin	199.6cm
<b>Total</b>		<b>279.2cm</b>

Time remaining: 0 minutes 41 seconds

Time-out: End 10 - ITA stone 4

Time remaining: 3 minutes 49 seconds

Time-out: End 10 - CHN stone 4

**NOTE**  
Position and function for each team member:  
4 = Fourth, 3 = Third, 2 = Second, 1 = Lead, A = Alternate, S = Skip, V = Vice-Skip

**LEGEND**  
⌚ Clockwise      ⌚ Counter-clockwise      LSFE(\*) Last Stone First End





TUE 5 MAR 2019  
Start Time 9:00

### Game Results

Sheet	Game	Team	LSFE	1	2	3	4	5	6	7	8	9	10	Extra Ends	Total
B	4	RUS - Russian Federation		0	0	0	0	2	0	1	0	3	0	2	8
	4	KOR - Republic of Korea	*	0	1	0	0	0	1	0	2	0	2	0	6

RUS - Russian Federation		Shot Success Game
4 V	KOMAROVA Maria	89 %
3 S	VASILEVA Uliana	78 %
2	DANSHINA Anastasiia	67 %
1	KUZMINA Ekaterina	77 %
A	VENEVTSEVA Anna	-
Team Total		78 %

KOR - Republic of Korea		Shot Success Game
4 S	KIM Minji	74 %
3 V	KIM Hyerin	69 %
2	YANG Taei	75 %
1	KIM Sujin	67 %
A	-	-
Team Total		71 %

Last Stone Draw		Distance
☺	KUZMINA Ekaterina	159.9cm
☹	KOMAROVA Maria	123.2cm
<b>Total</b>		<b>283.1cm</b>

Last Stone Draw		Distance
☺	KIM Sujin	60.0cm
☹	YANG Taei	199.6cm
<b>Total</b>		<b>259.6cm</b>

Time remaining: 2 minutes 35 seconds  
1 minute 27 seconds (after extra end)

Time remaining: 0 minutes 34 seconds  
0 minutes 4 seconds (after extra end)

Time-out: End 10 - RUS stone 3; End 11 - RUS stone 3

Time-out: End 6 - KOR stone 7; End 11 - KOR stone 4

RUS - Russian Federation		☺	☹	Game
4	KOMAROVA Maria	Draws	3 100%	5 65% 8 78%
		Take-outs	5 95%	8 97% 13 96%
		Total	8 97%	13 85% 21 89%
3	VASILEVA Uliana	Draws	1 0%	1 75% 2 38%
		Take-outs	11 82%	9 83% 20 83%
		Total	12 75%	10 83% 22 78%
2	DANSHINA Anastasiia	Draws	3 75%	1 100% 4 81%
		Take-outs	11 50%	7 86% 18 64%
		Total	14 55%	8 88% 22 67%
1	KUZMINA Ekaterina	Draws	15 77%	6 79% 21 77%
		Take-outs	1 75%	0 - 1 75%
		Total	16 77%	6 79% 22 77%
A	VENEVTSEVA Anna	Draws	0 -	0 - 0 -
		Take-outs	0 -	0 - 0 -
		Total	0 -	0 - 0 -
Team		Draws	22 76%	13 75% 35 76%
		Take-outs	28 71%	24 89% 52 79%
		Total	50 74%	37 84% 87 78%

KOR - Republic of Korea		☺	☹	Game
4	KIM Minji	Draws	3 67%	4 31% 7 46%
		Take-outs	7 79%	8 94% 15 87%
		Total	10 75%	12 73% 22 74%
3	KIM Hyerin	Draws	7 79%	7 50% 14 64%
		Take-outs	3 67%	5 85% 8 78%
		Total	10 75%	12 65% 22 69%
2	YANG Taei	Draws	9 69%	5 85% 14 75%
		Take-outs	6 75%	2 75% 8 75%
		Total	15 72%	7 82% 22 75%
1	KIM Sujin	Draws	8 69%	10 63% 18 65%
		Take-outs	2 88%	2 63% 4 75%
		Total	10 73%	12 63% 22 67%
A	-	Draws	0 -	0 - 0 -
		Take-outs	0 -	0 - 0 -
		Total	0 -	0 - 0 -
Team		Draws	27 71%	26 59% 53 65%
		Take-outs	18 76%	17 85% 35 81%
		Total	45 73%	43 69% 88 71%



Ivan Yarygin Sports Palace

Curling

Women

Round Robin Session 4 - Sheet B



TUE 5 MAR 2019  
Start Time 9:00

### Game Results

**NOTE**  
 Position and function for each team member:  
**4** = Fourth, **3** = Third, **2** = Second, **1** = Lead, **A** = Alternate, **S** = Skip, **V** = Vice-Skip

**LEGEND**  
 Clockwise                      Counter-clockwise                      **LSFE(\*)** Last Stone First End





TUE 5 MAR 2019  
Start Time 9:00

### Game Results

Sheet	Game	Team	LSFE	1	2	3	4	5	6	7	8	9	10	Extra Ends	Total
C	4	CAN - Canada	*	4	0	0	4	0	0	0	0	2	X		10
	4	SUI - Switzerland		0	1	1	0	1	1	1	1	0	X		6

CAN - Canada	
4 S	STREIFEL Kristen
3 V	SCHMIEMANN Danielle
2	STURMAY Selena
1	ILES Jesse
A	PAPLEY Paige

SUI - Switzerland	
4 S	STRITT Jana
3	HERITIER Roxane
2 V	BRUNNER Adonia
1	GRASSI Mara
A	BERCHTOLD Larissa

Last Stone Draw		Distance
⌚	STURMAY Selena	42.7cm
⌚	SCHMIEMANN Danielle	165.8cm
<b>Total</b>		<b>208.5cm</b>

Last Stone Draw		Distance
⌚	GRASSI Mara	37.5cm
⌚	BRUNNER Adonia	199.6cm
<b>Total</b>		<b>237.1cm</b>

Time remaining: 2 minutes 37 seconds

Time remaining: 2 minutes 22 seconds

**NOTE**  
Position and function for each team member:  
4 = Fourth, 3 = Third, 2 = Second, 1 = Lead, A = Alternate, S = Skip, V = Vice-Skip

**LEGEND**  
⌚ Clockwise      ⌚ Counter-clockwise      LSFE(\*) Last Stone First End  
X Unplayed/unfinished end due to concession





TUE 5 MAR 2019  
Start Time 9:00

### Game Results

Sheet	Game	Team	LSFE	1	2	3	4	5	6	7	8	9	10	Extra Ends	Total
D	4	JPN - Japan		0	1	0	0	1	0	0	0	X	X		2
	4	SWE - Sweden	*	0	0	2	1	0	2	1	1	X	X		7

JPN - Japan		Shot Success Game
4 S	KUDO Kaede	63%
3 V	KURAMITSU Koyoka	72%
2	SUGAHARA Mayu	58%
1	SUZUKI Sakiko	61%
A	TANAKA Yui	-
Team Total		63%

SWE - Sweden		Shot Success Game
4 S	WRANAA Isabella	88%
3	WAAHLIN Jennie	69%
2 V	DE VAL Almida	69%
1	SJOEBERG Fanny	83%
A	-	-
Team Total		77%

Last Stone Draw		Distance
☺	SUGAHARA Mayu	18.1cm
☹	KURAMITSU Koyoka	199.6cm
<b>Total</b>		<b>217.7cm</b>

Last Stone Draw		Distance
☺	SJOEBERG Fanny	53.5cm
☹	WAAHLIN Jennie	70.2cm
<b>Total</b>		<b>123.7cm</b>

Time remaining: 9 minutes 21 seconds

Time remaining: 12 minutes 39 seconds



JPN - Japan		☺	☹	Game
4	KUDO Kaede	Draws	3 42%	1 100% 4 56%
		Take-outs	6 92%	6 38% 12 65%
		Total	9 75%	7 46% 16 63%
3	KURAMITSU Koyoka	Draws	3 75%	3 67% 6 71%
		Take-outs	5 70%	5 75% 10 73%
		Total	8 72%	8 72% 16 72%
2	SUGAHARA Mayu	Draws	2 100%	4 50% 6 67%
		Take-outs	2 38%	8 56% 10 53%
		Total	4 69%	12 54% 16 58%
1	SUZUKI Sakiko	Draws	9 83%	5 25% 14 63%
		Take-outs	0 -	2 50% 2 50%
		Total	9 83%	7 32% 16 61%
A	TANAKA Yui	Draws	0 -	0 - 0 -
		Take-outs	0 -	0 - 0 -
		Total	0 -	0 - 0 -
Team		Draws	17 76%	13 48% 30 64%
		Take-outs	13 75%	21 55% 34 63%
		Total	30 76%	34 52% 64 63%

SWE - Sweden		☺	☹	Game
4	WRANAA Isabella	Draws	4 94%	2 75% 6 88%
		Take-outs	4 100%	6 79% 10 88%
		Total	8 97%	8 78% 16 88%
3	WAAHLIN Jennie	Draws	4 69%	2 75% 6 71%
		Take-outs	5 35%	5 100% 10 68%
		Total	9 50%	7 93% 16 69%
2	DE VAL Almida	Draws	4 69%	3 67% 7 68%
		Take-outs	2 88%	7 64% 9 69%
		Total	6 75%	10 65% 16 69%
1	SJOEBERG Fanny	Draws	2 100%	7 93% 9 94%
		Take-outs	3 67%	4 69% 7 68%
		Total	5 80%	11 84% 16 83%
A	-	Draws	0 -	0 - 0 -
		Take-outs	0 -	0 - 0 -
		Total	0 -	0 - 0 -
Team		Draws	14 80%	14 82% 28 81%
		Take-outs	14 68%	22 77% 36 74%
		Total	28 74%	36 79% 64 77%



TUE 5 MAR 2019  
 Start Time 9:00

## Game Results

<p><b>NOTE</b>                  Position and function for each team member:                  4 = Fourth, 3 = Third, 2 = Second, 1 = Lead, <b>A</b> = Alternate, <b>S</b> = Skip, <b>V</b> = Vice-Skip</p>
<p><b>LEGEND</b>   Clockwise                           Counter-clockwise                          LSFE(*) Last Stone First End                  X Unplayed/unfinished end due to concession</p>





TUE 5 MAR 2019  
Start Time 9:00

### Game Results

Sheet	Game	Team	LSFE	1	2	3	4	5	6	7	8	9	10	Extra Ends	Total
E	4	CZE - Czech Republic	*	0	1	0	0	3	0	0	X	X	X		4
	4	GBR - United Kingdom		1	0	3	1	0	4	2	X	X	X		11

CZE - Czech Republic	
4 S	BAUDYSOVA Alzbeta
3	BAUDYSOVA Michaela
2 V	HRONOVA Lenka
1	KOLCEVSKAJA Ezen
A	SRNSKA Eliska

GBR - United Kingdom	
4 S	JACKSON Sophie
3 V	BROWN Naomi
2	SMITH Mili
1	SINCLAIR Sophie
A	McKENZIE Leanne

Last Stone Draw		Distance
↻	BAUDYSOVA Alzbeta	16.3cm
↻	HRONOVA Lenka	199.6cm
<b>Total</b>		<b>215.9cm</b>

Last Stone Draw		Distance
↻	SINCLAIR Sophie	171.7cm
↻	BROWN Naomi	199.6cm
<b>Total</b>		<b>371.3cm</b>

Time remaining: 10 minutes 25 seconds

Time remaining: 10 minutes 39 seconds

Time-out: End 5 - GBR stone 6

**NOTE**  
Position and function for each team member:  
4 = Fourth, 3 = Third, 2 = Second, 1 = Lead, A = Alternate, S = Skip, V = Vice-Skip

**LEGEND**  
↻ Clockwise      ↻ Counter-clockwise      LSFE(\*) Last Stone First End  
X Unplayed/unfinished end due to concession







TUE 5 MAR 2019  
Start Time 19:00

### Game Results

Sheet	Game	Team	LSFE	1	2	3	4	5	6	7	8	9	10	Extra Ends	Total
A	5	RUS - Russian Federation	*	1	3	4	0	2	0	0	0	0	3		13
	5	SUI - Switzerland		0	0	0	1	0	2	3	2	1	0		9

RUS - Russian Federation	
4 V	KOMAROVA Maria
3 S	VASILEVA Uliana
2	DANSHINA Anastasiia
1	KUZMINA Ekaterina
A	VENEVTSSEVA Anna

SUI - Switzerland	
4 S	STRITT Jana
3	BERCHTOLD Larissa
2 V	BRUNNER Adonia
1	HERITIER Roxane
A	GRASSI Mara

Last Stone Draw	Distance
⌚ VASILEVA Uliana	13.8cm
⌚ DANSHINA Anastasiia	3.1cm
<b>Total</b>	<b>16.9cm</b>

Last Stone Draw	Distance
⌚ BRUNNER Adonia	199.6cm
⌚ HERITIER Roxane	78.7cm
<b>Total</b>	<b>278.3cm</b>

Time remaining: 0 minutes 6 seconds

Time remaining: 1 minute 27 seconds

Time-out: End 4 - RUS stone 4

Time-out: End 9 - SUI stone 6

VENEVTSSEVA A replaced KUZMINA E at the beginning of end 6

**NOTE**  
Position and function for each team member:  
4 = Fourth, 3 = Third, 2 = Second, 1 = Lead, A = Alternate, S = Skip, V = Vice-Skip

**LEGEND**  
⌚ Clockwise      ⌚ Counter-clockwise      LSFE(\*) Last Stone First End





TUE 5 MAR 2019  
Start Time 19:00

### Game Results

Sheet	Game	Team	LSFE	1	2	3	4	5	6	7	8	9	10	Extra Ends	Total
B	5	CHN - People's Republic of China	*	0	0	0	2	0	1	1	0	0	1		5
	5	CZE - Czech Republic		0	2	0	0	1	0	0	0	0	0		3

CHN - People's Republic of China		Shot Success Game
4 V	YANG Ying	78%
3 S	WANG Zixin	78%
2	LI He	75%
1	SUN Chengyu	76%
A	CAO Ying	-
Team Total		77%

CZE - Czech Republic		Shot Success Game
4 S	BAUDYSOVA Alzbeta	81%
3	BAUDYSOVA Michaela	88%
2 V	HRONOVA Lenka	78%
1	KOLCEVSKAJA Ezen	83%
A	SRNSKA Eliska	-
Team Total		82%

Last Stone Draw		Distance
☺	YANG Ying	14.1cm
☹	LI He	74.0cm
<b>Total</b>		<b>88.1cm</b>

Last Stone Draw		Distance
☺	KOLCEVSKAJA Ezen	41.9cm
☹	BAUDYSOVA Michaela	112.6cm
<b>Total</b>		<b>154.5cm</b>

Time remaining: 6 minutes 19 seconds

Time remaining: 1 minute 36 seconds

Time-out: End 10 - CHN stone 4

Time-out: End 10 - CZE stone 3

CHN - People's Republic of China	☺	☹	Game
4 YANG Ying	Draws	6 67%	4 75% 10 70%
	Take-outs	6 83%	4 88% 10 85%
	Total	12 75%	8 81% 20 78%
3 WANG Zixin	Draws	4 75%	7 93% 11 86%
	Take-outs	5 55%	4 81% 9 67%
	Total	9 64%	11 89% 20 78%
2 LI He	Draws	2 50%	8 75% 10 70%
	Take-outs	4 63%	6 92% 10 80%
	Total	6 58%	14 82% 20 75%
1 SUN Chengyu	Draws	7 96%	8 72% 15 83%
	Take-outs	1 50%	4 56% 5 55%
	Total	8 91%	12 67% 20 76%
A CAO Ying	Draws	0 -	0 - 0 -
	Take-outs	0 -	0 - 0 -
	Total	0 -	0 - 0 -
Team	Draws	19 78%	27 79% 46 78%
	Take-outs	16 67%	18 81% 34 74%
	Total	35 73%	45 79% 80 77%

CZE - Czech Republic	☺	☹	Game
4 BAUDYSOVA Alzbeta	Draws	3 67%	6 75% 9 72%
	Take-outs	5 100%	4 75% 9 89%
	Total	8 88%	10 75% 18 81%
3 BAUDYSOVA Michaela	Draws	2 100%	3 100% 5 100%
	Take-outs	6 75%	9 89% 15 83%
	Total	8 81%	12 92% 20 88%
2 HRONOVA Lenka	Draws	3 83%	3 50% 6 67%
	Take-outs	3 83%	11 82% 14 82%
	Total	6 83%	14 75% 20 78%
1 KOLCEVSKAJA Ezen	Draws	5 80%	11 82% 16 81%
	Take-outs	1 50%	3 100% 4 88%
	Total	6 75%	14 86% 20 83%
A SRNSKA Eliska	Draws	0 -	0 - 0 -
	Take-outs	0 -	0 - 0 -
	Total	0 -	0 - 0 -
Team	Draws	13 81%	23 78% 36 79%
	Take-outs	15 83%	27 85% 42 85%
	Total	28 82%	50 82% 78 82%



TUE 5 MAR 2019  
Start Time 19:00

## Game Results

### NOTE

Position and function for each team member:  
4 = Fourth, 3 = Third, 2 = Second, 1 = Lead, A = Alternate, S = Skip, V = Vice-Skip

### LEGEND

Clockwise

Counter-clockwise

LSFE(\*) Last Stone First End





TUE 5 MAR 2019  
Start Time 19:00

### Game Results

Sheet	Game	Team	LSFE	1	2	3	4	5	6	7	8	9	10	Extra Ends	Total
C	5	SWE - Sweden	*	0	1	0	1	1	0	4	0	1	X		8
	5	ITA - Italy		0	0	1	0	0	1	0	1	0	X		3

SWE - Sweden	
4 S	WRANAA Isabella
3	WAAHLIN Jennie
2 V	DE VAL Almida
1	SJOEBERG Fanny
A	-

ITA - Italy	
4 S	CONSTANTINI Stefania
3	ROMEI Angela
2 V	BENEDETTO Marta
1	DAMI Elena
A	MARTEN PEROLINO Elisa

Last Stone Draw		Distance
⌚	SJOEBERG Fanny	51.7cm
⌚	WAAHLIN Jennie	56.2cm
<b>Total</b>		<b>107.9cm</b>

Last Stone Draw		Distance
⌚	DAMI Elena	53.2cm
⌚	ROMEI Angela	70.3cm
<b>Total</b>		<b>123.5cm</b>

Time remaining: 11 minutes 44 seconds

Time remaining: 7 minutes 20 seconds

Time-out: End 8 - ITA stone 6

**NOTE**  
Position and function for each team member:  
4 = Fourth, 3 = Third, 2 = Second, 1 = Lead, A = Alternate, S = Skip, V = Vice-Skip

**LEGEND**  
⌚ Clockwise      ⌚ Counter-clockwise      LSFE(\*) Last Stone First End  
X Unplayed/unfinished end due to concession





TUE 5 MAR 2019  
Start Time 19:00

### Game Results

Sheet	Game	Team	LSFE	1	2	3	4	5	6	7	8	9	10	Extra Ends	Total
D	5	GBR - United Kingdom	*	2	0	2	4	0	1	0	0	3	X		12
	5	CAN - Canada		0	2	0	0	1	0	2	2	0	X		7

GBR - United Kingdom		Shot Success Game
4 S	JACKSON Sophie	76%
3 V	BROWN Naomi	71%
2	SMITH Mili	78%
1	SINCLAIR Sophie	74%
A	McKENZIE Leanne	-
Team Total		75%

CAN - Canada		Shot Success Game
4 S	STREIFEL Kristen	40%
3 V	SCHMIEMANN Danielle	61%
2	STURMAY Selena	61%
1	ILES Jesse	72%
A	PAPLEY Paige	-
Team Total		59%

Last Stone Draw		Distance
☺	JACKSON Sophie	122.4cm
☹	SMITH Mili	27.6cm
<b>Total</b>		<b>150.0cm</b>

Last Stone Draw		Distance
☺	STREIFEL Kristen	127.1cm
☹	ILES Jesse	176.7cm
<b>Total</b>		<b>303.8cm</b>

Time remaining: 5 minutes 45 seconds

Time remaining: 6 minutes 43 seconds

Time-out: End 9 - GBR stone 6

GBR - United Kingdom		☺	☹	Game
4	JACKSON Sophie	Draws	6 83%	7 61% 13 71%
		Take-outs	1 100%	4 88% 5 90%
		Total	7 86%	11 70% 18 76%
3	BROWN Naomi	Draws	2 38%	1 75% 3 50%
		Take-outs	4 100%	11 66% 15 75%
		Total	6 79%	12 67% 18 71%
2	SMITH Mili	Draws	1 100%	4 75% 5 80%
		Take-outs	4 88%	9 72% 13 77%
		Total	5 90%	13 73% 18 78%
1	SINCLAIR Sophie	Draws	2 50%	12 81% 14 77%
		Take-outs	1 100%	3 50% 4 63%
		Total	3 67%	15 75% 18 74%
A	McKENZIE Leanne	Draws	0 -	0 - 0 -
		Take-outs	0 -	0 - 0 -
		Total	0 -	0 - 0 -
Team		Draws	11 70%	24 74% 35 73%
		Take-outs	10 95%	27 69% 37 76%
		Total	21 82%	51 72% 72 75%

CAN - Canada		☺	☹	Game
4	STREIFEL Kristen	Draws	6 25%	6 42% 12 33%
		Take-outs	5 45%	1 100% 6 54%
		Total	11 34%	7 50% 18 40%
3	SCHMIEMANN Danielle	Draws	4 44%	6 50% 10 48%
		Take-outs	2 63%	6 83% 8 78%
		Total	6 50%	12 67% 18 61%
2	STURMAY Selena	Draws	2 63%	10 53% 12 54%
		Take-outs	1 100%	5 70% 6 75%
		Total	3 75%	15 58% 18 61%
1	ILES Jesse	Draws	6 71%	12 73% 18 72%
		Take-outs	0 -	0 - 0 -
		Total	6 71%	12 73% 18 72%
A	PAPLEY Paige	Draws	0 -	0 - 0 -
		Take-outs	0 -	0 - 0 -
		Total	0 -	0 - 0 -
Team		Draws	18 49%	34 57% 52 54%
		Take-outs	8 56%	12 79% 20 70%
		Total	26 51%	46 63% 72 59%



Ivan Yarygin Sports Palace  
Curling  
Women  
Round Robin Session 5 - Sheet D



TUE 5 MAR 2019  
Start Time 19:00

## Game Results

### NOTE

Position and function for each team member:

**4** = Fourth, **3** = Third, **2** = Second, **1** = Lead, **A** = Alternate, **S** = Skip, **V** = Vice-Skip

### LEGEND

Clockwise

Counter-clockwise

**LSFE(\*)** Last Stone First End

**X** Unplayed/unfinished end due to concession

CURWTEAM4-----PREL000504--\_73 1.0

Report Created TUE 5 MAR 2019 21:26  
Data Processing & Timing by MicroPlus – [www.microplustiming.com](http://www.microplustiming.com)

Page 2/2





TUE 5 MAR 2019  
Start Time 19:00

### Game Results

Sheet	Game	Team	LSFE	1	2	3	4	5	6	7	8	9	10	Extra Ends	Total
E	5	KOR - Republic of Korea	*	1	0	1	1	1	3	0	X	X	X		7
	5	JPN - Japan		0	1	0	0	0	0	1	X	X	X		2

KOR - Republic of Korea	
4 S	KIM Minji
3 V	KIM Hyerin
2	YANG Taei
1	KIM Sujin
A	-

JPN - Japan	
4 S	KUDO Kaede
3 V	KURAMITSU Koyoka
2	SUGAHARA Mayu
1	SUZUKI Sakiko
A	TANAKA Yui

Last Stone Draw		Distance
↻	KIM Minji	43.6cm
↻	KIM Hyerin	20.9cm
<b>Total</b>		<b>64.5cm</b>

Last Stone Draw		Distance
↻	KUDO Kaede	173.0cm
↻	SUZUKI Sakiko	92.0cm
<b>Total</b>		<b>265.0cm</b>

Time remaining: 10 minutes 39 seconds

Time remaining: 10 minutes 34 seconds

Time-out: End 7 - KOR stone 5

Time-out: End 7 - JPN stone 5

**NOTE**  
Position and function for each team member:  
4 = Fourth, 3 = Third, 2 = Second, 1 = Lead, A = Alternate, S = Skip, V = Vice-Skip

**LEGEND**  
↻ Clockwise      ↻ Counter-clockwise      LSFE(\*) Last Stone First End  
X Unplayed/unfinished end due to concession





WED 6 MAR 2019  
Start Time 14:00

### Game Results

Sheet	Game	Team	LSFE	1	2	3	4	5	6	7	8	9	10	Extra Ends	Total
A	6	CHN - People's Republic of China	*	0	2	0	2	0	0	0	1	0	1		6
	6	JPN - Japan		0	0	2	0	0	0	2	0	1	0		5

CHN - People's Republic of China	
4 V	YANG Ying
3 S	WANG Zixin
2	LI He
1	SUN Chengyu
A	CAO Ying

JPN - Japan	
4 S	KUDO Kaede
3 V	KURAMITSU Koyoka
2	TANAKA Yui
1	SUZUKI Sakiko
A	SUGAHARA Mayu

Last Stone Draw		Distance
⌚	WANG Zixin	22.2cm
⌚	SUN Chengyu	91.3cm
<b>Total</b>		<b>113.5cm</b>

Last Stone Draw		Distance
⌚	KURAMITSU Koyoka	199.6cm
⌚	TANAKA Yui	24.9cm
<b>Total</b>		<b>224.5cm</b>

Time remaining: 4 minutes 40 seconds

Time remaining: 3 minutes 30 seconds

Time-out: End 10 - CHN stone 1

**NOTE**  
Position and function for each team member:  
4 = Fourth, 3 = Third, 2 = Second, 1 = Lead, A = Alternate, S = Skip, V = Vice-Skip

**LEGEND**  
⌚ Clockwise      ⌚ Counter-clockwise      LSFE(\*) Last Stone First End





WED 6 MAR 2019  
Start Time 14:00

### Game Results

Sheet	Game	Team	LSFE	1	2	3	4	5	6	7	8	9	10	Extra Ends	Total
B	6	SUI - Switzerland		0	2	0	0	0	0	X	X	X	X		2
	6	SWE - Sweden	*	2	0	0	3	2	4	X	X	X	X		11

SUI - Switzerland		Shot Success Game
4 S	STRITT Jana	54%
3	HERITIER Roxane	71%
2 V	BRUNNER Adonia	69%
1	GRASSI Mara	77%
A	BERCHTOLD Larissa	-
Team Total		68%

SWE - Sweden		Shot Success Game
4 S	WRANAA Isabella	96%
3	WAAHLIN Jennie	75%
2 V	DE VAL Almida	81%
1	SJOEBERG Fanny	96%
A	-	-
Team Total		87%

Last Stone Draw		Distance
☺	STRITT Jana	55.7cm
☹	GRASSI Mara	131.4cm
<b>Total</b>		<b>187.1cm</b>

Last Stone Draw		Distance
☺	WAAHLIN Jennie	20.4cm
☹	SJOEBERG Fanny	42.4cm
<b>Total</b>		<b>62.8cm</b>

Time remaining: 16 minutes 17 seconds

Time remaining: 17 minutes 49 seconds

SUI - Switzerland		☺	☹	Game
4	STRITT Jana	Draws	4 50%	2 50%
		Take-outs	2 25%	4 75%
		Total	6 42%	6 67%
3	HERITIER Roxane	Draws	1 100%	4 56%
		Take-outs	2 75%	5 75%
		Total	3 83%	9 67%
2	BRUNNER Adonia	Draws	2 50%	2 75%
		Take-outs	3 75%	5 70%
		Total	5 65%	7 71%
1	GRASSI Mara	Draws	6 92%	4 94%
		Take-outs	1 0%	1 0%
		Total	7 79%	5 75%
A	BERCHTOLD Larissa	Draws	0 -	0 -
		Take-outs	0 -	0 -
		Total	0 -	0 -
Team		Draws	13 73%	12 71%
		Take-outs	8 53%	15 68%
		Total	21 65%	27 69%

SWE - Sweden		☺	☹	Game
4	WRANAA Isabella	Draws	3 100%	3 92%
		Take-outs	1 100%	5 95%
		Total	4 100%	8 94%
3	WAAHLIN Jennie	Draws	2 100%	2 75%
		Take-outs	4 75%	4 63%
		Total	6 83%	6 67%
2	DE VAL Almida	Draws	3 83%	2 88%
		Take-outs	2 50%	5 90%
		Total	5 70%	7 89%
1	SJOEBERG Fanny	Draws	5 90%	5 100%
		Take-outs	0 -	2 100%
		Total	5 90%	7 100%
A	-	Draws	0 -	0 -
		Take-outs	0 -	0 -
		Total	0 -	0 -
Team		Draws	13 92%	12 92%
		Take-outs	7 71%	16 86%
		Total	20 85%	28 88%



WED 6 MAR 2019  
Start Time 14:00

### Game Results

**NOTE**  
Position and function for each team member:  
**4** = Fourth, **3** = Third, **2** = Second, **1** = Lead, **A** = Alternate, **S** = Skip, **V** = Vice-Skip

**LEGEND**  
↻ Clockwise      ↺ Counter-clockwise      **LSFE(\*)** Last Stone First End  
**X** Unplayed/unfinished end due to concession





WED 6 MAR 2019  
Start Time 14:00

### Game Results

Sheet	Game	Team	LSFE	1	2	3	4	5	6	7	8	9	10	Extra Ends	Total
C	6	KOR - Republic of Korea	*	1	4	0	1	1	2	X	X	X	X		9
	6	GBR - United Kingdom		0	0	1	0	0	0	X	X	X	X		1

KOR - Republic of Korea	
4 S	KIM Minji
3 V	KIM Hyerin
2	YANG Taei
1	KIM Sujin
A	-

GBR - United Kingdom	
4 S	JACKSON Sophie
3 V	BROWN Naomi
2	SMITH Mili
1	SINCLAIR Sophie
A	McKENZIE Leanne

Last Stone Draw		Distance
↻	KIM Hyerin	39.1cm
↻	KIM Minji	123.4cm
<b>Total</b>		<b>162.5cm</b>

Last Stone Draw		Distance
↻	BROWN Naomi	77.7cm
↻	SINCLAIR Sophie	134.2cm
<b>Total</b>		<b>211.9cm</b>

Time remaining: 16 minutes 8 seconds

Time remaining: 13 minutes 1 second

Time-out: End 4 - KOR stone 7

Time-out: End 4 - GBR stone 8

**NOTE**  
Position and function for each team member:  
4 = Fourth, 3 = Third, 2 = Second, 1 = Lead, A = Alternate, S = Skip, V = Vice-Skip

**LEGEND**  
↻ Clockwise      ↻ Counter-clockwise      LSFE(\*) Last Stone First End  
X Unplayed/unfinished end due to concession





WED 6 MAR 2019  
Start Time 14:00

### Game Results

Sheet	Game	Team	LSFE	1	2	3	4	5	6	7	8	9	10	Extra Ends	Total
D	6	ITA - Italy		0	0	0	0	2	1	0	0	X	X		3
	6	RUS - Russian Federation	*	1	1	2	1	0	0	3	1	X	X		9

ITA - Italy		Shot Success Game
4 S	CONSTANTINI Stefania	50%
3	ROMEI Angela	61%
2 V	DAMI Elena	48%
1	MARTEN PEROLINO Elisa	78%
A	BENEDETTO Marta	-
Team Total		59%

RUS - Russian Federation		Shot Success Game
4 V	KOMAROVA Maria	72%
3 S	VASILEVA Uliana	66%
2	DANSHINA Anastasiia	61%
1	KUZMINA Ekaterina	75%
A	VENEVTSSEVA Anna	-
Team Total		68%

Last Stone Draw		Distance
☺	CONSTANTINI Stefania	68.1cm
☹	MARTEN PEROLINO Elisa	185.5cm
<b>Total</b>		<b>253.6cm</b>

Last Stone Draw		Distance
☺	DANSHINA Anastasiia	101.8cm
☹	VASILEVA Uliana	98.5cm
<b>Total</b>		<b>200.3cm</b>

Time remaining: 5 minutes 27 seconds

Time remaining: 8 minutes 19 seconds

Time-out: End 5 - ITA stone 7

ITA - Italy		☺	☹	Game	
4	CONSTANTINI Stefania	Draws	3 58%	4 44%	7 50%
		Take-outs	4 50%	5 50%	9 50%
		Total	7 54%	9 47%	16 50%
3	ROMEI Angela	Draws	5 65%	3 50%	8 59%
		Take-outs	1 75%	7 61%	8 63%
		Total	6 67%	10 58%	16 61%
2	DAMI Elena	Draws	5 30%	6 58%	11 45%
		Take-outs	1 50%	4 56%	5 55%
		Total	6 33%	10 58%	16 48%
1	MARTEN PEROLINO Elisa	Draws	5 90%	7 86%	12 88%
		Take-outs	3 50%	1 50%	4 50%
		Total	8 75%	8 81%	16 78%
A	BENEDETTO Marta	Draws	0 -	0 -	0 -
		Take-outs	0 -	0 -	0 -
		Total	0 -	0 -	0 -
Team		Draws	18 61%	20 64%	38 63%
		Take-outs	9 53%	17 56%	26 55%
		Total	27 58%	37 60%	64 59%

RUS - Russian Federation		☺	☹	Game	
4	KOMAROVA Maria	Draws	7 75%	4 81%	11 77%
		Take-outs	0 -	5 60%	5 60%
		Total	7 75%	9 69%	16 72%
3	VASILEVA Uliana	Draws	7 68%	2 100%	9 75%
		Take-outs	5 40%	2 88%	7 54%
		Total	12 56%	4 94%	16 66%
2	DANSHINA Anastasiia	Draws	4 25%	1 0%	5 20%
		Take-outs	5 95%	6 67%	11 80%
		Total	9 64%	7 57%	16 61%
1	KUZMINA Ekaterina	Draws	2 100%	11 75%	13 79%
		Take-outs	2 88%	1 0%	3 58%
		Total	4 94%	12 69%	16 75%
A	VENEVTSSEVA Anna	Draws	0 -	0 -	0 -
		Take-outs	0 -	0 -	0 -
		Total	0 -	0 -	0 -
Team		Draws	20 65%	18 75%	38 70%
		Take-outs	12 71%	14 63%	26 66%
		Total	32 67%	32 70%	64 68%



WED 6 MAR 2019  
 Start Time 14:00

### Game Results

**NOTE**  
 Position and function for each team member:  
**4** = Fourth, **3** = Third, **2** = Second, **1** = Lead, **A** = Alternate, **S** = Skip, **V** = Vice-Skip

**LEGEND**  
↻ Clockwise                               ↺ Counter-clockwise                               **LSFE(\*)** Last Stone First End  
**X** Unplayed/unfinished end due to concession





WED 6 MAR 2019  
Start Time 14:00

### Game Results

Sheet	Game	Team	LSFE	1	2	3	4	5	6	7	8	9	10	Extra Ends	Total
E	6	CAN - Canada		0	2	1	0	3	1	1	X	X	X		8
	6	CZE - Czech Republic	*	1	0	0	1	0	0	0	X	X	X		2

CAN - Canada	
4 S	STREIFEL Kristen
3 V	SCHMIEMANN Danielle
2	PAPLEY Paige
1	ILES Jesse
A	STURMAY Selena

CZE - Czech Republic	
4 S	BAUDYSOVA Alzbeta
3	BAUDYSOVA Michaela
2 V	HRONOVA Lenka
1	KOLCEVSKAJA Ezen
A	SRNSKA Eliska

Last Stone Draw		Distance
↻	SCHMIEMANN Danielle	64.0cm
↻	PAPLEY Paige	199.6cm
<b>Total</b>		<b>263.6cm</b>

Last Stone Draw		Distance
↻	HRONOVA Lenka	107.6cm
↻	BAUDYSOVA Alzbeta	41.0cm
<b>Total</b>		<b>148.6cm</b>

Time remaining: 15 minutes 18 seconds

Time remaining: 8 minutes 19 seconds

Time-out: End 7 - CZE stone 5

**NOTE**  
Position and function for each team member:  
4 = Fourth, 3 = Third, 2 = Second, 1 = Lead, A = Alternate, S = Skip, V = Vice-Skip

**LEGEND**  
↻ Clockwise      ↻ Counter-clockwise      **LSFE(\*)** Last Stone First End  
X Unplayed/unfinished end due to concession





THU 7 MAR 2019  
Start Time 9:00

### Game Results

Sheet	Game	Team	LSFE	1	2	3	4	5	6	7	8	9	10	Extra Ends	Total
A	7	GBR - United Kingdom	*	2	3	0	1	0	2	1	0	0	1		10
	7	ITA - Italy		0	0	2	0	2	0	0	2	2	0		8

GBR - United Kingdom	
4 S	JACKSON Sophie
3 V	BROWN Naomi
2	SMITH Mili
1	SINCLAIR Sophie
A	McKENZIE Leanne

ITA - Italy	
4 S	CONSTANTINI Stefania
3	ROMEI Angela
2 V	BENEDETTO Marta
1	MARTEN PEROLINO Elisa
A	DAMI Elena

Last Stone Draw		Distance
↻	SMITH Mili	32.9cm
↺	JACKSON Sophie	128.2cm
<b>Total</b>		<b>161.1cm</b>
Time remaining: 5 minutes 4 seconds		
Time-out: End 10 - GBR stone 6		

Last Stone Draw		Distance
↻	MARTEN PEROLINO Elisa	57.3cm
↺	BENEDETTO Marta	199.6cm
<b>Total</b>		<b>256.9cm</b>
Time remaining: 0 minutes 43 seconds		
Time-out: End 10 - ITA stone 6		

**NOTE**  
Position and function for each team member:  
4 = Fourth, 3 = Third, 2 = Second, 1 = Lead, A = Alternate, S = Skip, V = Vice-Skip

**LEGEND**  
↻ Clockwise      ↺ Counter-clockwise      LSFE(\*) Last Stone First End





THU 7 MAR 2019  
Start Time 9:00

### Game Results

Sheet	Game	Team	LSFE	1	2	3	4	5	6	7	8	9	10	Extra Ends	Total
B	7	CAN - Canada	*	1	0	2	0	1	0	2	0	2	1		9
	7	RUS - Russian Federation		0	3	0	1	0	2	0	2	0	0		8

CAN - Canada		Shot Success Game
4 S	STREIFEL Kristen	75%
3 V	SCHMIEMANN Danielle	81%
2	STURMAY Selena	84%
1	ILES Jesse	86%
A	PAPLEY Paige	-
Team Total		82%

RUS - Russian Federation		Shot Success Game
4 V	KOMAROVA Maria	63%
3 S	VASILEVA Uliana	83%
2	DANSHINA Anastasiia	73%
1	KUZMINA Ekaterina	71%
A	VENEVTSSEVA Anna	-
Team Total		72%

Last Stone Draw		Distance
☺	ILES Jesse	19.4cm
☹	STREIFEL Kristen	108.8cm
<b>Total</b>		<b>128.2cm</b>

Time remaining: 0 minutes 51 seconds

Time-out: End 9 - CAN stone 7

Last Stone Draw		Distance
☺	KOMAROVA Maria	23.9cm
☹	KUZMINA Ekaterina	199.6cm
<b>Total</b>		<b>223.5cm</b>

Time remaining: 0 minutes 15 seconds

Time-out: End 9 - RUS stone 3

CAN - Canada		☺	☹	Game
4	STREIFEL Kristen	Draws	7 89%	9 69% 16 78%
		Take-outs	0 -	4 63% 4 63%
		Total	7 89%	13 67% 20 75%
3	SCHMIEMANN Danielle	Draws	7 79%	6 71% 13 75%
		Take-outs	6 92%	1 100% 7 93%
		Total	13 85%	7 75% 20 81%
2	STURMAY Selena	Draws	5 80%	5 80% 10 80%
		Take-outs	3 75%	7 93% 10 88%
		Total	8 78%	12 88% 20 84%
1	ILES Jesse	Draws	13 94%	5 80% 18 90%
		Take-outs	0 -	2 50% 2 50%
		Total	13 94%	7 71% 20 86%
A	PAPLEY Paige	Draws	0 -	0 - 0 -
		Take-outs	0 -	0 - 0 -
		Total	0 -	0 - 0 -
Team		Draws	32 88%	25 74% 57 82%
		Take-outs	9 86%	14 79% 23 82%
		Total	41 87%	39 76% 80 82%

RUS - Russian Federation		☺	☹	Game
4	KOMAROVA Maria	Draws	4 69%	7 57% 11 61%
		Take-outs	2 50%	7 68% 9 64%
		Total	6 63%	14 63% 20 63%
3	VASILEVA Uliana	Draws	3 100%	3 67% 6 83%
		Take-outs	8 100%	6 58% 14 82%
		Total	11 100%	9 61% 20 83%
2	DANSHINA Anastasiia	Draws	3 67%	2 75% 5 70%
		Take-outs	5 60%	10 80% 15 73%
		Total	8 63%	12 79% 20 73%
1	KUZMINA Ekaterina	Draws	14 73%	4 50% 18 68%
		Take-outs	1 100%	1 100% 2 100%
		Total	15 75%	5 60% 20 71%
A	VENEVTSSEVA Anna	Draws	0 -	0 - 0 -
		Take-outs	0 -	0 - 0 -
		Total	0 -	0 - 0 -
Team		Draws	24 75%	16 59% 40 69%
		Take-outs	16 81%	24 72% 40 76%
		Total	40 78%	40 67% 80 72%





Ivan Yarygin Sports Palace

Curling

Women

Round Robin Session 7 - Sheet B



THU 7 MAR 2019  
Start Time 9:00

## Game Results

**NOTE**  
Position and function for each team member:  
**4** = Fourth, **3** = Third, **2** = Second, **1** = Lead, **A** = Alternate, **S** = Skip, **V** = Vice-Skip

**LEGEND**  
↻ Clockwise                      ↻ Counter-clockwise                      **LSFE(\*)** Last Stone First End





THU 7 MAR 2019  
Start Time 9:00

### Game Results

Sheet	Game	Team	LSFE	1	2	3	4	5	6	7	8	9	10	Extra Ends	Total
C	7	JPN - Japan	*	1	0	1	1	1	0	1	1	0	1		7
	7	CZE - Czech Republic		0	2	0	0	0	1	0	0	1	0		4

JPN - Japan	
4 S	KUDO Kaede
3 V	KURAMITSU Koyoka
2	TANAKA Yui
1	SUZUKI Sakiko
A	SUGAHARA Mayu

CZE - Czech Republic	
4 S	BAUDYSOVA Alzbeta
3	BAUDYSOVA Michaela
2 V	HRONOVA Lenka
1	KOLCEVSKAJA Ezen
A	SRNSKA Eliska

Last Stone Draw		Distance
⌚	TANAKA Yui	17.6cm
⌚	KURAMITSU Koyoka	102.3cm
<b>Total</b>		<b>119.9cm</b>

Last Stone Draw		Distance
⌚	BAUDYSOVA Michaela	21.3cm
⌚	KOLCEVSKAJA Ezen	111.4cm
<b>Total</b>		<b>132.7cm</b>

Time remaining: 0 minutes 57 seconds

Time remaining: 0 minutes 56 seconds

Time-out: End 9 - JPN stone 5

**NOTE**  
Position and function for each team member:  
4 = Fourth, 3 = Third, 2 = Second, 1 = Lead, A = Alternate, S = Skip, V = Vice-Skip

**LEGEND**  
⌚ Clockwise      ⌚ Counter-clockwise      LSFE(\*) Last Stone First End





THU 7 MAR 2019  
Start Time 9:00

### Game Results

Sheet	Game	Team	LSFE	1	2	3	4	5	6	7	8	9	10	Extra Ends	Total
D	7	CHN - People's Republic of China		0	1	0	1	0	2	0	0	1	1		6
	7	SUI - Switzerland	*	1	0	1	0	1	0	1	1	0	0		5

CHN - People's Republic of China		Shot Success Game
4 V	YANG Ying	56%
3 S	WANG Zixin	74%
2	LI He	75%
1	SUN Chengyu	76%
A	CAO Ying	-
Team Total		70%

SUI - Switzerland		Shot Success Game
4 S	STRITT Jana	68%
3	HERITIER Roxane	74%
2 V	BRUNNER Adonia	75%
1	GRASSI Mara	66%
A	BERCHTOLD Larissa	-
Team Total		71%

Last Stone Draw		Distance
☺	LI He	27.7cm
☹	YANG Ying	56.8cm
<b>Total</b>		<b>84.5cm</b>

Last Stone Draw		Distance
☺	HERITIER Roxane	3.2cm
☹	STRITT Jana	32.6cm
<b>Total</b>		<b>35.8cm</b>

Time remaining: 1 minute 23 seconds

Time-out: End 10 - CHN stone 7

Time remaining: 1 minute 16 seconds

Time-out: End 10 - SUI stone 6

CHN - People's Republic of China	☺	☹	Game	
4 YANG Ying	Draws	6 67%	6 50%	12 58%
	Take-outs	5 55%	3 50%	8 53%
	Total	11 61%	9 50%	20 56%
3 WANG Zixin	Draws	8 75%	5 90%	13 81%
	Take-outs	5 55%	2 75%	7 61%
	Total	13 67%	7 86%	20 74%
2 LI He	Draws	9 78%	4 69%	13 75%
	Take-outs	2 100%	5 65%	7 75%
	Total	11 82%	9 67%	20 75%
1 SUN Chengyu	Draws	12 90%	2 50%	14 84%
	Take-outs	1 100%	5 50%	6 58%
	Total	13 90%	7 50%	20 76%
A CAO Ying	Draws	0 -	0 -	0 -
	Take-outs	0 -	0 -	0 -
	Total	0 -	0 -	0 -
Team	Draws	35 79%	17 66%	52 75%
	Take-outs	13 65%	15 58%	28 62%
	Total	48 76%	32 63%	80 70%

SUI - Switzerland	☺	☹	Game	
4 STRITT Jana	Draws	7 71%	4 50%	11 64%
	Take-outs	7 79%	2 50%	9 72%
	Total	14 75%	6 50%	20 68%
3 HERITIER Roxane	Draws	6 71%	3 17%	9 53%
	Take-outs	6 92%	5 90%	11 91%
	Total	12 81%	8 63%	20 74%
2 BRUNNER Adonia	Draws	5 80%	2 50%	7 71%
	Take-outs	6 100%	7 57%	13 77%
	Total	11 91%	9 56%	20 75%
1 GRASSI Mara	Draws	17 72%	1 0%	18 68%
	Take-outs	1 100%	1 0%	2 50%
	Total	18 74%	2 0%	20 66%
A BERCHTOLD Larissa	Draws	0 -	0 -	0 -
	Take-outs	0 -	0 -	0 -
	Total	0 -	0 -	0 -
Team	Draws	35 73%	10 35%	45 64%
	Take-outs	20 90%	15 63%	35 79%
	Total	55 79%	25 52%	80 71%



THU 7 MAR 2019  
Start Time 9:00

### Game Results

**NOTE**  
Position and function for each team member:  
4 = Fourth, 3 = Third, 2 = Second, 1 = Lead, A = Alternate, S = Skip, V = Vice-Skip

**LEGEND**  
 Clockwise                      Counter-clockwise                      **LSFE(\*)** Last Stone First End





THU 7 MAR 2019  
Start Time 9:00

### Game Results

Sheet	Game	Team	LSFE	1	2	3	4	5	6	7	8	9	10	Extra Ends	Total
E	7	SWE - Sweden		1	1	0	2	0	2	0	2	X	X		8
	7	KOR - Republic of Korea	*	0	0	1	0	1	0	1	0	X	X		3

SWE - Sweden	
4 S	WRANAA Isabella
3	WAAHLIN Jennie
2 V	DE VAL Almida
1	SJOEBERG Fanny
A	-

KOR - Republic of Korea	
4 S	KIM Minji
3 V	KIM Hyerin
2	YANG Taei
1	KIM Sujin
A	-

Last Stone Draw		Distance
⌚	WAAHLIN Jennie	84.9cm
⌚	SJOEBERG Fanny	26.5cm
<b>Total</b>		<b>111.4cm</b>

Last Stone Draw		Distance
⌚	YANG Taei	70.5cm
⌚	KIM Sujin	29.0cm
<b>Total</b>		<b>99.5cm</b>

Time remaining: 11 minutes 45 seconds

Time remaining: 8 minutes 24 seconds

Time-out: End 7 - KOR stone 7

**NOTE**  
Position and function for each team member:  
4 = Fourth, 3 = Third, 2 = Second, 1 = Lead, A = Alternate, S = Skip, V = Vice-Skip

**LEGEND**  
⌚ Clockwise      ⌚ Counter-clockwise      LSFE(\*) Last Stone First End  
X Unplayed/unfinished end due to concession





THU 7 MAR 2019  
Start Time 19:00

### Game Results

Sheet	Game	Team	LSFE	1	2	3	4	5	6	7	8	9	10	Extra Ends	Total
A	8	CZE - Czech Republic		2	0	0	1	0	0	0	0	1	X		4
	8	RUS - Russian Federation	*	0	1	2	0	0	2	1	3	0	X		9

CZE - Czech Republic	
4 S	BAUDYSOVA Alzbeta
3 V	BAUDYSOVA Michaela
2	SRNSKA Eliska
1	KOLCEVSKAJA Ezen
A	HRONOVA Lenka

RUS - Russian Federation	
4 V	KOMAROVA Maria
3 S	VASILEVA Uliana
2	DANSHINA Anastasiia
1	KUZMINA Ekaterina
A	VENEVTSSEVA Anna

Last Stone Draw		Distance
↻	BAUDYSOVA Alzbeta	85.9cm
↺	BAUDYSOVA Michaela	69.9cm
<b>Total</b>		<b>155.8cm</b>

Time remaining: 7 minutes 3 seconds

Last Stone Draw		Distance
↻	KUZMINA Ekaterina	48.3cm
↺	KOMAROVA Maria	17.8cm
<b>Total</b>		<b>66.1cm</b>

Time remaining: 7 minutes 11 seconds

Time-out: End 8 - RUS stone 4

**NOTE**  
Position and function for each team member:  
4 = Fourth, 3 = Third, 2 = Second, 1 = Lead, A = Alternate, S = Skip, V = Vice-Skip

**LEGEND**  
↻ Clockwise      ↺ Counter-clockwise      LSFE(\*) Last Stone First End  
X Unplayed/unfinished end due to concession



THU 7 MAR 2019  
Start Time 19:00

### Game Results

Sheet	Game	Team	LSFE	1	2	3	4	5	6	7	8	9	10	Extra Ends	Total
B	8	KOR - Republic of Korea		1	0	1	0	2	0	2	0	3	X		9
	8	CHN - People's Republic of China	*	0	1	0	1	0	1	0	1	0	X		4

KOR - Republic of Korea		Shot Success Game
4 S	KIM Minji	85%
3 V	KIM Hyerin	58%
2	YANG Taei	71%
1	KIM Sujin	86%
A	-	-
Team Total		75%

CHN - People's Republic of China		Shot Success Game
4 V	YANG Ying	69%
3 S	WANG Zixin	63%
2	LI He	71%
1	SUN Chengyu	65%
A	CAO Ying	-
Team Total		67%

Last Stone Draw		Distance
☺	KIM Sujin	25.3cm
☹	YANG Taei	85.4cm
<b>Total</b>		<b>110.7cm</b>

Last Stone Draw		Distance
☺	SUN Chengyu	28.2cm
☹	WANG Zixin	25.0cm
<b>Total</b>		<b>53.2cm</b>

Time remaining: 4 minutes 2 seconds

Time remaining: 5 minutes 8 seconds

Time-out: End 9 - KOR stone 5

Time-out: End 9 - CHN stone 8

KOR - Republic of Korea		☺	☹	Game	
4	KIM Minji	Draws	3 92%	7 89%	10 90%
		Take-outs	3 92%	5 70%	8 78%
		Total	6 92%	12 81%	18 85%
3	KIM Hyerin	Draws	5 65%	4 63%	9 64%
		Take-outs	1 25%	8 56%	9 53%
		Total	6 58%	12 58%	18 58%
2	YANG Taei	Draws	2 75%	6 79%	8 78%
		Take-outs	5 65%	5 65%	10 65%
		Total	7 68%	11 73%	18 71%
1	KIM Sujin	Draws	11 91%	4 81%	15 88%
		Take-outs	0 -	3 75%	3 75%
		Total	11 91%	7 79%	18 86%
A -		Draws	0 -	0 -	0 -
		Take-outs	0 -	0 -	0 -
		Total	0 -	0 -	0 -
Team		Draws	21 83%	21 80%	42 82%
		Take-outs	9 69%	21 64%	30 66%
		Total	30 79%	42 72%	72 75%



CHN - People's Republic of China		☺	☹	Game	
4	YANG Ying	Draws	3 83%	8 66%	11 70%
		Take-outs	4 75%	2 50%	6 67%
		Total	7 79%	10 63%	17 69%
3	WANG Zixin	Draws	2 63%	7 50%	9 53%
		Take-outs	4 75%	4 75%	8 75%
		Total	6 71%	11 59%	17 63%
2	LI He	Draws	1 75%	7 61%	8 63%
		Take-outs	3 83%	7 75%	10 78%
		Total	4 81%	14 68%	18 71%
1	SUN Chengyu	Draws	5 90%	9 58%	14 70%
		Take-outs	1 50%	3 50%	4 50%
		Total	6 83%	12 56%	18 65%
A	CAO Ying	Draws	0 -	0 -	0 -
		Take-outs	0 -	0 -	0 -
		Total	0 -	0 -	0 -
Team		Draws	11 82%	31 59%	42 65%
		Take-outs	12 75%	16 67%	28 71%
		Total	23 78%	47 62%	70 67%



THU 7 MAR 2019  
Start Time 19:00

### Game Results

**NOTE**  
Position and function for each team member:  
4 = Fourth, 3 = Third, 2 = Second, 1 = Lead, A = Alternate, S = Skip, V = Vice-Skip

**LEGEND**  
 Clockwise         
  Counter-clockwise         
 LSFE(\*) Last Stone First End  
 X Unplayed/unfinished end due to concession







THU 7 MAR 2019  
Start Time 19:00

### Game Results

Sheet	Game	Team	LSFE	1	2	3	4	5	6	7	8	9	10	Extra Ends	Total
C	8	ITA - Italy	*	1	0	1	0	1	0	0	1	1	1	0	6
	8	CAN - Canada		0	2	0	1	0	1	2	0	0	0	1	7

ITA - Italy	
4 S	CONSTANTINI Stefania
3	ROMEI Angela
2 V	BENEDETTO Marta
1	DAMI Elena
A	MARTEN PEROLINO Elisa

CAN - Canada	
4 S	STREIFEL Kristen
3 V	SCHMIEMANN Danielle
2	STURMAY Selena
1	ILES Jesse
A	PAPLEY Paige

Last Stone Draw		Distance
↻	ROMEI Angela	31.3cm
↺	CONSTANTINI Stefania	3.0cm
<b>Total</b>		<b>34.3cm</b>

Last Stone Draw		Distance
↻	STURMAY Selena	74.3cm
↺	SCHMIEMANN Danielle	199.6cm
<b>Total</b>		<b>273.9cm</b>

Time remaining: 1 minute 31 seconds  
2 minutes 0 seconds (after extra end)

Time remaining: 6 minutes 32 seconds  
2 minutes 17 seconds (after extra end)

Time-out: End 9 - ITA stone 7; End 11 - ITA stone 8

**NOTE**  
Position and function for each team member:  
4 = Fourth, 3 = Third, 2 = Second, 1 = Lead, A = Alternate, S = Skip, V = Vice-Skip

**LEGEND**  
↻ Clockwise      ↺ Counter-clockwise      LSFE(\*) Last Stone First End





THU 7 MAR 2019  
Start Time 19:00

### Game Results

Sheet	Game	Team	LSFE	1	2	3	4	5	6	7	8	9	10	Extra Ends	Total
D	8	SWE - Sweden	*	0	3	0	1	0	1	1	0	2	X		8
	8	GBR - United Kingdom		0	0	1	0	1	0	0	1	0	X		3

SWE - Sweden		Shot Success Game
4 S	WRANAA Isabella	83%
3	WAAHLIN Jennie	90%
2 V	DE VAL Almida	96%
1	SJOEBERG Fanny	76%
A	-	-
Team Total		86%

GBR - United Kingdom		Shot Success Game
4 S	JACKSON Sophie	74%
3 V	BROWN Naomi	83%
2	SMITH Mili	79%
1	SINCLAIR Sophie	90%
A	McKENZIE Leanne	-
Team Total		82%

Last Stone Draw		Distance
☺	WRANAA Isabella	27.7cm
☹	DE VAL Almida	38.3cm
<b>Total</b>		<b>66.0cm</b>

Last Stone Draw		Distance
☺	SINCLAIR Sophie	32.2cm
☹	BROWN Naomi	199.6cm
<b>Total</b>		<b>231.8cm</b>

Time remaining: 8 minutes 31 seconds

Time remaining: 6 minutes 33 seconds

Time-out: End 7 - GBR stone 5

SWE - Sweden		☺	☹	Game	
4	WRANAA Isabella	Draws	2 50%	2 88%	4 69%
		Take-outs	9 83%	5 95%	14 88%
		Total	11 77%	7 93%	18 83%
3	WAAHLIN Jennie	Draws	1 100%	0 -	1 100%
		Take-outs	14 88%	3 100%	17 90%
		Total	15 88%	3 100%	18 90%
2	DE VAL Almida	Draws	2 100%	2 88%	4 94%
		Take-outs	8 100%	6 92%	14 96%
		Total	10 100%	8 91%	18 96%
1	SJOEBERG Fanny	Draws	8 72%	8 75%	16 73%
		Take-outs	1 100%	1 100%	2 100%
		Total	9 75%	9 78%	18 76%
A -		Draws	0 -	0 -	0 -
		Take-outs	0 -	0 -	0 -
		Total	0 -	0 -	0 -
Team		Draws	13 75%	12 79%	25 77%
		Take-outs	32 90%	15 95%	47 91%
		Total	45 86%	27 88%	72 86%

GBR - United Kingdom		☺	☹	Game	
4	JACKSON Sophie	Draws	1 100%	6 75%	7 79%
		Take-outs	5 80%	6 63%	11 70%
		Total	6 83%	12 69%	18 74%
3	BROWN Naomi	Draws	2 88%	8 84%	10 85%
		Take-outs	6 88%	2 63%	8 81%
		Total	8 88%	10 80%	18 83%
2	SMITH Mili	Draws	3 83%	8 81%	11 82%
		Take-outs	5 80%	2 63%	7 75%
		Total	8 81%	10 78%	18 79%
1	SINCLAIR Sophie	Draws	6 92%	11 93%	17 93%
		Take-outs	1 50%	0 -	1 50%
		Total	7 86%	11 93%	18 90%
A	McKENZIE Leanne	Draws	0 -	0 -	0 -
		Take-outs	0 -	0 -	0 -
		Total	0 -	0 -	0 -
Team		Draws	12 90%	33 85%	45 86%
		Take-outs	17 81%	10 63%	27 74%
		Total	29 84%	43 80%	72 82%



Ivan Yarygin Sports Palace

Curling

Women

Round Robin Session 8 - Sheet D



THU 7 MAR 2019  
Start Time 19:00

### Game Results

**NOTE**  
 Position and function for each team member:  
**4** = Fourth, **3** = Third, **2** = Second, **1** = Lead, **A** = Alternate, **S** = Skip, **V** = Vice-Skip

**LEGEND**  
 Clockwise      Counter-clockwise      **LSFE(\*)** Last Stone First End  
**X** Unplayed/unfinished end due to concession





THU 7 MAR 2019  
Start Time 19:00

### Game Results

Sheet	Game	Team	LSFE	1	2	3	4	5	6	7	8	9	10	Extra Ends	Total
E	8	JPN - Japan		3	0	0	0	2	0	1	0	3	X		9
	8	SUI - Switzerland	*	0	2	1	1	0	1	0	1	0	X		6

JPN - Japan	
4 S	KUDO Kaede
3 V	KURAMITSU Koyoka
2	TANAKA Yui
1	SUZUKI Sakiko
A	SUGAHARA Mayu

SUI - Switzerland	
4 S	STRITT Jana
3	HERITIER Roxane
2 V	BRUNNER Adonia
1	GRASSI Mara
A	BERCHTOLD Larissa

Last Stone Draw		Distance
↻	SUZUKI Sakiko	191.4cm
↺	KUDO Kaede	82.0cm
<b>Total</b>		<b>273.4cm</b>

Last Stone Draw		Distance
↻	GRASSI Mara	42.9cm
↺	BRUNNER Adonia	93.9cm
<b>Total</b>		<b>136.8cm</b>

Time remaining: 1 minute 48 seconds

Time remaining: 8 minutes 7 seconds

Time-out: End 10 - JPN stone 6

**NOTE**  
Position and function for each team member:  
4 = Fourth, 3 = Third, 2 = Second, 1 = Lead, A = Alternate, S = Skip, V = Vice-Skip

**LEGEND**  
↻ Clockwise      ↺ Counter-clockwise      LSFE(\*) Last Stone First End  
X Unplayed/unfinished end due to concession





FRI 8 MAR 2019  
Start Time 14:00

### Game Results

Sheet	Game	Team	LSFE	1	2	3	4	5	6	7	8	9	10	Extra Ends	Total
A	9	KOR - Republic of Korea		0	0	0	0	1	0	0	0	X	X		1
	9	CAN - Canada	*	2	1	1	1	0	1	1	2	X	X		9

KOR - Republic of Korea	
4 S	KIM Minji
3 V	KIM Hyerin
2	YANG Taei
1	KIM Sujin
A	-

CAN - Canada	
4 S	STREIFEL Kristen
3 V	SCHMIEMANN Danielle
2	STURMAY Selena
1	ILES Jesse
A	PAPLEY Paige

Last Stone Draw		Distance
↻	KIM Minji	72.0cm
↻	KIM Hyerin	48.0cm
<b>Total</b>		<b>120.0cm</b>

Last Stone Draw		Distance
↻	STREIFEL Kristen	7.9cm
↻	ILES Jesse	53.2cm
<b>Total</b>		<b>61.1cm</b>

Time remaining: 7 minutes 19 seconds

Time remaining: 10 minutes 49 seconds

**NOTE**  
Position and function for each team member:  
4 = Fourth, 3 = Third, 2 = Second, 1 = Lead, A = Alternate, S = Skip, V = Vice-Skip

**LEGEND**  
↻ Clockwise      ↻ Counter-clockwise      **LSFE(\*)** Last Stone First End  
X Unplayed/unfinished end due to concession



FRI 8 MAR 2019  
Start Time 14:00

### Game Results

Sheet	Game	Team	LSFE	1	2	3	4	5	6	7	8	9	10	Extra Ends	Total
B	9	ITA - Italy		0	0	0	3	0	0	2	0	0	2		9
	9	JPN - Japan	*	0	0	2	0	1	1	0	1	2	0		7

ITA - Italy		Shot Success Game
4 S	CONSTANTINI Stefania	72%
3	ROMEI Angela	73%
2 V	BENEDETTO Marta	80%
1	DAMI Elena	78%
A	MARTEN PEROLINO Elisa	-
Team Total		76%

JPN - Japan		Shot Success Game
4 S	KUDO Kaede	78%
3 V	KURAMITSU Koyoka	66%
2	TANAKA Yui	77%
1	SUZUKI Sakiko	73%
A	SUGAHARA Mayu	-
Team Total		73%

Last Stone Draw		Distance
☺	BENEDETTO Marta	112.5cm
☹	DAMI Elena	153.5cm
<b>Total</b>		<b>266.0cm</b>

Last Stone Draw		Distance
☺	TANAKA Yui	41.5cm
☹	KUDO Kaede	51.3cm
<b>Total</b>		<b>92.8cm</b>

Time remaining: 0 minutes 34 seconds  
0 minutes 58 seconds (after extra end)

Time remaining: 0 minutes 53 seconds  
0 minutes 38 seconds (after extra end)

Time-out: End 5 - ITA stone 8; End 11 - ITA stone 6

Time-out: End 10 - JPN stone 6; End 11 - JPN stone 6

ITA - Italy		☺	☹	Game	
4	CONSTANTINI Stefania	Draws	7 68%	5 85%	12 75%
		Take-outs	2 75%	8 66%	10 68%
		Total	9 69%	13 73%	22 72%
3	ROMEI Angela	Draws	5 70%	5 90%	10 80%
		Take-outs	3 92%	9 58%	12 67%
		Total	8 78%	14 70%	22 73%
2	BENEDETTO Marta	Draws	9 89%	4 75%	13 85%
		Take-outs	2 100%	7 64%	9 72%
		Total	11 91%	11 68%	22 80%
1	DAMI Elena	Draws	6 88%	13 73%	19 78%
		Take-outs	1 50%	2 100%	3 83%
		Total	7 82%	15 77%	22 78%
A	MARTEN PEROLINO Elisa	Draws	0 -	0 -	0 -
		Take-outs	0 -	0 -	0 -
		Total	0 -	0 -	0 -
Team		Draws	27 80%	27 79%	54 79%
		Take-outs	8 84%	26 65%	34 70%
		Total	35 81%	53 72%	88 76%

JPN - Japan		☺	☹	Game	
4	KUDO Kaede	Draws	2 50%	6 71%	8 66%
		Take-outs	6 79%	5 95%	11 86%
		Total	8 72%	11 82%	19 78%
3	KURAMITSU Koyoka	Draws	5 100%	6 50%	11 73%
		Take-outs	6 71%	5 45%	11 59%
		Total	11 84%	11 48%	22 66%
2	TANAKA Yui	Draws	2 100%	11 82%	13 85%
		Take-outs	4 50%	5 80%	9 67%
		Total	6 67%	16 81%	22 77%
1	SUZUKI Sakiko	Draws	7 71%	9 89%	16 81%
		Take-outs	2 50%	4 50%	6 50%
		Total	9 67%	13 77%	22 73%
A	SUGAHARA Mayu	Draws	0 -	0 -	0 -
		Take-outs	0 -	0 -	0 -
		Total	0 -	0 -	0 -
Team		Draws	16 81%	32 76%	48 78%
		Take-outs	18 67%	19 68%	37 68%
		Total	34 74%	51 73%	85 73%



Ivan Yarygin Sports Palace

Curling

Women

Round Robin Session 9 - Sheet B



FRI 8 MAR 2019  
Start Time 14:00

### Game Results

**NOTE**  
 Position and function for each team member:  
**4** = Fourth, **3** = Third, **2** = Second, **1** = Lead, **A** = Alternate, **S** = Skip, **V** = Vice-Skip

**LEGEND**  
 Clockwise                      Counter-clockwise                      **LSFE(\*)** Last Stone First End





FRI 8 MAR 2019  
Start Time 14:00

### Game Results

Sheet	Game	Team	LSFE	1	2	3	4	5	6	7	8	9	10	Extra Ends	Total
C	9	GBR - United Kingdom	*	1	0	0	0	3	0	1	0	3	0		8
	9	CHN - People's Republic of China		0	1	1	1	0	2	0	3	0	2		10

GBR - United Kingdom	
4 S	JACKSON Sophie
3 V	BROWN Naomi
2	McKENZIE Leanne
1	SINCLAIR Sophie
A	SMITH Mili

CHN - People's Republic of China	
4 V	YANG Ying
3 S	WANG Zixin
2	LI He
1	SUN Chengyu
A	CAO Ying

Last Stone Draw	Distance
⌚ JACKSON Sophie	32.8cm
⌚ SINCLAIR Sophie	30.0cm
<b>Total</b>	<b>62.8cm</b>

Last Stone Draw	Distance
⌚ YANG Ying	147.0cm
⌚ SUN Chengyu	138.6cm
<b>Total</b>	<b>285.6cm</b>

Time remaining: 2 minutes 33 seconds

Time-out: End 9 - GBR stone 4

Time remaining: 0 minutes 52 seconds

Time-out: End 10 - CHN stone 3

**NOTE**  
Position and function for each team member:  
4 = Fourth, 3 = Third, 2 = Second, 1 = Lead, A = Alternate, S = Skip, V = Vice-Skip

**LEGEND**  
⌚ Clockwise      ⌚ Counter-clockwise      LSFE(\*) Last Stone First End







FRI 8 MAR 2019  
Start Time 14:00

### Game Results

Sheet	Game	Team	LSFE	1	2	3	4	5	6	7	8	9	10	Extra Ends	Total
D	9	SUI - Switzerland	*	0	0	2	0	4	4	1	2	X	X		13
	9	CZE - Czech Republic		0	0	0	2	0	0	0	0	X	X		2

SUI - Switzerland		Shot Success Game
4 S	STRITT Jana	80%
3	HERITIER Roxane	88%
2 V	BRUNNER Adonia	73%
1	GRASSI Mara	91%
A	BERCHTOLD Larissa	-
Team Total		83%

CZE - Czech Republic		Shot Success Game
4 S	BAUDYSOVA Alzbeta	58%
3 V	BAUDYSOVA Michaela	77%
2	SRNSKA Eliska	72%
1	KOLCEVSKAJA Ezen	80%
A	HRONOVA Lenka	-
Team Total		71%

Last Stone Draw		Distance
☺	STRITT Jana	50.5cm
☹	HERITIER Roxane	17.0cm
<b>Total</b>		<b>67.5cm</b>

Last Stone Draw		Distance
☺	BAUDYSOVA Alzbeta	35.3cm
☹	SRNSKA Eliska	53.5cm
<b>Total</b>		<b>88.8cm</b>

Time remaining: 11 minutes 20 seconds

Time remaining: 4 minutes 35 seconds

Time-out: End 5 - SUI stone 7

Time-out: End 5 - CZE stone 7

SUI - Switzerland		☺	☹	Game
4	STRITT Jana	Draws 3 92%	4 75%	7 82%
		Take-outs 4 100%	5 60%	9 78%
		Total 7 96%	9 67%	16 80%
3	HERITIER Roxane	Draws 4 100%	2 100%	6 100%
		Take-outs 3 92%	7 75%	10 80%
		Total 7 96%	9 81%	16 88%
2	BRUNNER Adonia	Draws 3 83%	1 25%	4 69%
		Take-outs 7 71%	5 80%	12 75%
		Total 10 75%	6 71%	16 73%
1	GRASSI Mara	Draws 9 89%	1 100%	10 90%
		Take-outs 1 100%	5 90%	6 92%
		Total 10 90%	6 92%	16 91%
A	BERCHTOLD Larissa	Draws 0 -	0 -	0 -
		Take-outs 0 -	0 -	0 -
		Total 0 -	0 -	0 -
Team		Draws 19 91%	8 78%	27 87%
		Take-outs 15 85%	22 76%	37 80%
		Total 34 88%	30 77%	64 83%

CZE - Czech Republic		☺	☹	Game
4	BAUDYSOVA Alzbeta	Draws 4 69%	3 83%	7 75%
		Take-outs 5 30%	4 63%	9 44%
		Total 9 47%	7 71%	16 58%
3	BAUDYSOVA Michaela	Draws 4 94%	6 67%	10 78%
		Take-outs 2 50%	4 88%	6 75%
		Total 6 79%	10 75%	16 77%
2	SRNSKA Eliska	Draws 3 75%	7 71%	10 73%
		Take-outs 2 63%	4 75%	6 71%
		Total 5 70%	11 73%	16 72%
1	KOLCEVSKAJA Ezen	Draws 5 70%	10 83%	15 78%
		Take-outs 1 100%	0 -	1 100%
		Total 6 75%	10 83%	16 80%
A	HRONOVA Lenka	Draws 0 -	0 -	0 -
		Take-outs 0 -	0 -	0 -
		Total 0 -	0 -	0 -
Team		Draws 16 77%	26 76%	42 76%
		Take-outs 10 48%	12 75%	22 63%
		Total 26 65%	38 76%	64 71%



Ivan Yarygin Sports Palace

Curling

Women

Round Robin Session 9 - Sheet D



FRI 8 MAR 2019  
Start Time 14:00

## Game Results

**NOTE**  
 Position and function for each team member:  
**4** = Fourth, **3** = Third, **2** = Second, **1** = Lead, **A** = Alternate, **S** = Skip, **V** = Vice-Skip

**LEGEND**  
 Clockwise      Counter-clockwise      **LSFE(\*)** Last Stone First End  
**X** Unplayed/unfinished end due to concession





FRI 8 MAR 2019  
Start Time 14:00

### Game Results

Sheet	Game	Team	LSFE	1	2	3	4	5	6	7	8	9	10	Extra Ends	Total
E	9	RUS - Russian Federation	*	2	1	0	0	1	0	2	0	1	X		7
	9	SWE - Sweden		0	0	1	1	0	1	0	2	0	X		5

RUS - Russian Federation	
4 V	KOMAROVA Maria
3 S	VASILEVA Uliana
2	DANSHINA Anastasiia
1	KUZMINA Ekaterina
A	VENEVTSEVA Anna

SWE - Sweden	
4 S	WRANAA Isabella
3	WAAHLIN Jennie
2 V	DE VAL Almida
1	SJOEBERG Fanny
A	-

Last Stone Draw		Distance
⌚	VASILEVA Uliana	54.1cm
⌚	DANSHINA Anastasiia	10.0cm
<b>Total</b>		<b>64.1cm</b>

Last Stone Draw		Distance
⌚	DE VAL Almida	105.4cm
⌚	WRANAA Isabella	126.5cm
<b>Total</b>		<b>231.9cm</b>

Time remaining: 3 minutes 31 seconds

Time-out: End 5 - RUS stone 6

Time remaining: 2 minutes 57 seconds

Time-out: End 10 - SWE stone 5

**NOTE**  
Position and function for each team member:  
4 = Fourth, 3 = Third, 2 = Second, 1 = Lead, A = Alternate, S = Skip, V = Vice-Skip

**LEGEND**  
⌚ Clockwise      ⌚ Counter-clockwise      LSFE(\*) Last Stone First End  
X Unplayed/unfinished end due to concession




**Entry List by Country**

As of SUN 3 MAR 2019

**REVISED  
3 MAR 14:29**

CAN - Canada		
4 S	STURMAY Karsten	R
3 V	STEINKE Tristan	R
2	KENNEDY Chris	R
1	VENANCE Glenn	R
A	-	
C	KREPPS Rob	

NOR - Norway		
4 S	RAMSFJELL Magnus	R
3	SESAKER Martin	R
2	RAMSFJELL Bendik	R
1 V	NEPSTAD Gaute	R
A	-	
C	HANSEN Rune Steen	

CHN - People's Republic of China		
4 S	HU Chenwei	R
3 V	CAI Kaifan	R
2	TAO Zhiyu	R
1	YU Yizhe	R
A	LIU Huibin	R
C	XU Xiaoming	

RUS - Russian Federation		
4 S	BYSTROV Aleksandr	R
3 V	GORIACHEV Daniil	R
2	SHVEDOV Vadim	R
1	CHEREDNICHENKO Nikolai	R
A	ISLAMOV Denis	R
C	MELNIKOV Dmitrii	

CZE - Czech Republic		
4 S	VEDRAL Jaroslav	R
3 V	CERNOVSKY Marek	R
2	KRUPANSKY Krystof	R
1	KLIPA Lukas	R
A	VERNER David	R
C	ASKEW Brad (CAN)	

SUI - Switzerland		
4 S	SCHWALLER Yannick	R
3 V	BRUNNER Michael	R
2	MEIER Romano	R
1	KAEUFELER Marcel	R
A	GLOOR Simon	R
C	MATTER Pius	

GBR - United Kingdom		
4 S	WHYTE Ross	R
3 V	McFADZEAN Duncan	R
2	McCORMACK Ryan	R
1	McCALL Robin	R
A	CARSON Luke	R
C	DRUMMOND Greg	

SWE - Sweden		
4 S	NYMAN Fredrik	R
3 V	WRANAA Rasmus	R
2	SJOEBERG Axel	R
1	BAECK Max	R
A	-	
C	BRUDSTEN Olle	

KOR - Republic of Korea		
4 S	LEE JeongJae	R
3 V	HWANG Hyeonjun	R
2	JEONG ByeongJin	R
1	LEE DongHyeong	R
A	-	
C	LEE JeHo	

USA - United States of America		
4 S	STOPERA Andrew	R
3 V	VIOLETTE Luc	R
2	FENSON Alex	R
1	FENSON Graem	R
A	-	
C	LAZAR Mark	

**NOTE**

Position and function for each team member:

**4** = Fourth, **3** = Third, **2** = Second, **1** = Lead, **A** = Alternate, **S** = Skip, **V** = Vice-Skip, **C** = Coach

**LEGEND**
**R** Right-handed

**CAN: Athlete STEINKE Tristan has had the spelling of his name corrected**

CURMTEAM4-----\_32E 2.0

Report Created SUN 3 MAR 2019 14:29

Data Processing &amp; Timing by MicroPlus – www.microplustiming.com

Page 1/1



## Extended Team List by Country

As of SUN 3 MAR 2019

**REVISED**  
**3 MAR 14:31**

CAN - Canada		
4 S	STURMAY Karsten	R
3 V	STEINKE Tristan	R
2	KENNEDY Chris	R
1	VENANCE Glenn	R
A	-	
C	KREPPS Rob	
2C	GINTER Jason	
O	-	

CHN - People's Republic of China		
4 S	HU Chenwei	R
3 V	CAI Kaifan	R
2	TAO Zhiyu	R
1	YU Yizhe	R
A	LIU Huibin	R
C	XU Xiaoming	
O	SHEN Li	
O	CUI Shulin	

CZE - Czech Republic		
4 S	VEDRAL Jaroslav	R
3 V	CERNOVSKY Marek	R
2	KRUPANSKY Krystof	R
1	KLIPA Lukas	R
A	VERNER David	R
C	ASKEW Brad (CAN)	
O	BARES Jakub	
O	-	

GBR - United Kingdom		
4 S	WHYTE Ross	R
3 V	McFADZEAN Duncan	R
2	McCORMACK Ryan	R
1	McCALL Robin	R
A	CARSON Luke	R
C	DRUMMOND Greg	
O	BREWSTER Cate	
O	-	

KOR - Republic of Korea		
4 S	LEE JeongJae	R
3 V	HWANG Hyeonjun	R
2	JEONG ByeongJin	R
1	LEE DongHyeong	R
A	-	
C	LEE JeHo	
NC	PARK Jihyun	
O	-	

NOR - Norway		
4 S	RAMSFJELL Magnus	R
3	SESAKER Martin	R
2	RAMSFJELL Bendik	R
1 V	NEPSTAD Gaute	R
A	-	
C	HANSEN Rune Steen	
O	-	
O	-	

RUS - Russian Federation		
4 S	BYSTROV Aleksandr	R
3 V	GORIACHEV Daniil	R
2	SHVEDOV Vadim	R
1	CHEREDNICHENKO Nikolai	R
A	ISLAMOV Denis	R
C	MELNIKOV Dmitrii	
O	-	
O	-	

SUI - Switzerland		
4 S	SCHWALLER Yannick	R
3 V	BRUNNER Michael	R
2	MEIER Romano	R
1	KAEUFELER Marcel	R
A	GLOOR Simon	R
C	MATTER Pius	
O	HESS Pascal	
O	-	

SWE - Sweden		
4 S	NYMAN Fredrik	R
3 V	WRANAA Rasmus	R
2	SJOEBERG Axel	R
1	BAECK Max	R
A	-	
C	BRUDSTEN Olle	
O	NYMAN Hans	
O	SIGFRIDSSON Margaretha	

USA - United States of America		
4 S	STOPERA Andrew	R
3 V	VIOLETTE Luc	R
2	FENSON Alex	R
1	FENSON Graem	R
A	-	
C	LAZAR Mark	
2C	STOPERA Bill	
O	FENSON Pete	



### Extended Team List by Country

As of SUN 3 MAR 2019

**REVISED**  
**3 MAR 14:31**

**NOTE**

Position and function for each team member:

**4** = Fourth, **3** = Third, **2** = Second, **1** = Lead, **A** = Alternate, **S** = Skip, **V** = Vice-Skip

**C** = Coach, **NC** = National Coach, **2C** = 2nd Team Coach, **O** = Team Official

**LEGEND**

**R** Right-handed

**CAN: Athlete STEINKE Tristan has had the spelling of his name corrected**




 SUN 3 MAR 2019  
 Start Time 14:00

### Session Results and Standings

Sheet	Game	Team	LSFE	1	2	3	4	5	6	7	8	9	10	Extra Ends	Total
A	1	CHN - People's Republic of China		0	0	1	0	1	1	0	1	0	X		4
	1	RUS - Russian Federation	*	0	2	0	2	0	0	2	0	2	X		8
B	1	CAN - Canada	*	0	1	0	2	1	0	3	2	X	X		9
	1	KOR - Republic of Korea		1	0	2	0	0	1	0	0	X	X		4
C	1	GBR - United Kingdom		1	0	0	0	0	0	1	0	X	X		2
	1	USA - United States of America	*	0	1	1	1	1	3	0	1	X	X		8
D	1	SWE - Sweden		0	1	4	0	1	0	1	1	0	X		8
	1	CZE - Czech Republic	*	2	0	0	0	0	1	0	0	1	X		4
E	1	NOR - Norway	*	2	0	0	0	1	0	2	0	0	X		5
	1	SUI - Switzerland		0	3	2	1	0	2	0	2	1	X		11

### Current Standings

Rank	Team	Games	Wins	Losses
1	CAN - Canada	1	1	0
1	RUS - Russian Federation	1	1	0
1	SUI - Switzerland	1	1	0
1	SWE - Sweden	1	1	0
1	USA - United States of America	1	1	0
6	CHN - People's Republic of China	1	0	1
6	CZE - Czech Republic	1	0	1
6	GBR - United Kingdom	1	0	1
6	KOR - Republic of Korea	1	0	1
6	NOR - Norway	1	0	1

**NOTE**

Under WCF rules, tie-breaking rules for standings are not applied until after the last game of the round robin.

**LEGEND**

LSFE(\*) Last Stone First End

X Unplayed/unfinished end due to concession


 MON 4 MAR 2019  
 Start Time 9:00

**Session Results and Standings**

Sheet	Game	Team	LSFE	1	2	3	4	5	6	7	8	9	10	Extra Ends	Total
A	2	KOR - Republic of Korea		0	1	1	0	3	0	0	1	0	0		6
	2	SWE - Sweden	*	1	0	0	2	0	1	1	0	0	2		7
B	2	RUS - Russian Federation		0	0	0	0	0	2	1	0	X	X		3
	2	CZE - Czech Republic	*	2	2	1	1	3	0	0	1	X	X		10
C	2	NOR - Norway	*	2	0	3	1	0	0	3	0	X	X		9
	2	CHN - People's Republic of China		0	2	0	0	1	0	0	1	X	X		4
D	2	SUI - Switzerland	*	1	1	1	1	0	3	0	3	X	X		10
	2	USA - United States of America		0	0	0	0	2	0	1	0	X	X		3
E	2	CAN - Canada		0	0	2	0	1	0	3	0	X	X		6
	2	GBR - United Kingdom	*	2	2	0	2	0	4	0	2	X	X		12

**Current Standings**

Rank	Team	Games	Wins	Losses
1	SUI - Switzerland	2	2	0
1	SWE - Sweden	2	2	0
3	CAN - Canada	2	1	1
3	CZE - Czech Republic	2	1	1
3	GBR - United Kingdom	2	1	1
3	NOR - Norway	2	1	1
3	RUS - Russian Federation	2	1	1
3	USA - United States of America	2	1	1
9	CHN - People's Republic of China	2	0	2
9	KOR - Republic of Korea	2	0	2

**NOTE**

Under WCF rules, tie-breaking rules for standings are not applied until after the last game of the round robin.

**LEGEND**

LSFE(\*) Last Stone First End

X Unplayed/unfinished end due to concession




 MON 4 MAR 2019  
 Start Time 19:00

**Session Results and Standings**

Sheet	Game	Team	LSFE	1	2	3	4	5	6	7	8	9	10	Extra Ends	Total
A	3	USA - United States of America		0	0	1	0	5	0	2	0	X	X		8
	3	CAN - Canada	*	3	3	0	1	0	5	0	1	X	X		13
B	3	CHN - People's Republic of China		0	0	1	0	0	0	1	X	X	X		2
	3	SUI - Switzerland	*	2	1	0	2	1	3	0	X	X	X		9
C	3	RUS - Russian Federation		0	1	0	0	1	0	0	2	0	0	1	5
	3	SWE - Sweden	*	1	0	1	0	0	1	0	0	0	1	0	4
D	3	GBR - United Kingdom		0	0	2	0	4	0	3	0	3	X		12
	3	NOR - Norway	*	3	1	0	1	0	1	0	2	0	X		8
E	3	KOR - Republic of Korea		1	0	2	0	0	0	1	0	X	X		4
	3	CZE - Czech Republic	*	0	4	0	2	1	2	0	1	X	X		10

**Current Standings**

Rank	Team	Games	Wins	Losses
1	SUI - Switzerland	3	3	0
2	CAN - Canada	3	2	1
2	CZE - Czech Republic	3	2	1
2	GBR - United Kingdom	3	2	1
2	RUS - Russian Federation	3	2	1
2	SWE - Sweden	3	2	1
7	NOR - Norway	3	1	2
7	USA - United States of America	3	1	2
9	CHN - People's Republic of China	3	0	3
9	KOR - Republic of Korea	3	0	3

**NOTE**

Under WCF rules, tie-breaking rules for standings are not applied until after the last game of the round robin.

**LEGEND**

LSFE(\*) Last Stone First End

X Unplayed/unfinished end due to concession


 TUE 5 MAR 2019  
 Start Time 14:00

**Session Results and Standings**

Sheet	Game	Team	LSFE	1	2	3	4	5	6	7	8	9	10	Extra Ends	Total
A	4	CZE - Czech Republic	*	0	2	0	0	1	0	0	0	X	X		3
	4	NOR - Norway		5	0	1	3	0	0	1	1	X	X		11
B	4	GBR - United Kingdom	*	1	0	1	2	0	0	2	0	0	X		6
	4	SWE - Sweden		0	1	0	0	1	1	0	1	1	X		5
C	4	SUI - Switzerland	*	1	0	0	0	3	0	2	0	0	0		6
	4	KOR - Republic of Korea		0	1	1	1	0	1	0	2	1	1		8
D	4	USA - United States of America	*	0	0	0	0	3	0	1	0	1	0		5
	4	CHN - People's Republic of China		0	0	2	2	0	0	0	1	0	1		6
E	4	RUS - Russian Federation	*	0	1	0	0	0	2	0	0	3	0		6
	4	CAN - Canada		0	0	0	2	0	0	1	1	0	1		5

**Current Standings**

Rank	Team	Games	Wins	Losses
1	GBR - United Kingdom	4	3	1
1	RUS - Russian Federation	4	3	1
1	SUI - Switzerland	4	3	1
4	CAN - Canada	4	2	2
4	CZE - Czech Republic	4	2	2
4	NOR - Norway	4	2	2
4	SWE - Sweden	4	2	2
8	CHN - People's Republic of China	4	1	3
8	KOR - Republic of Korea	4	1	3
8	USA - United States of America	4	1	3

**NOTE**

Under WCF rules, tie-breaking rules for standings are not applied until after the last game of the round robin.

**LEGEND**

LSFE(\*) Last Stone First End

X Unplayed/unfinished end due to concession


 WED 6 MAR 2019  
 Start Time 9:00

**Session Results and Standings**

Sheet	Game	Team	LSFE	1	2	3	4	5	6	7	8	9	10	Extra Ends	Total
A	5	GBR - United Kingdom		1	0	0	1	1	0	3	1	X	X		7
	5	KOR - Republic of Korea	*	0	0	1	0	0	1	0	0	X	X		2
B	5	NOR - Norway	*	0	5	1	4	0	1	X	X	X	X		11
	5	RUS - Russian Federation		0	0	0	0	2	0	X	X	X	X		2
C	5	CHN - People's Republic of China		0	2	0	0	0	2	0	0	0	X		4
	5	CZE - Czech Republic	*	4	0	0	2	1	0	0	1	1	X		9
D	5	CAN - Canada		0	2	0	2	0	2	1	0	3	1		11
	5	SUI - Switzerland	*	2	0	1	0	2	0	0	2	0	0		7
E	5	SWE - Sweden	*	1	0	1	0	0	3	0	2	1	X		8
	5	USA - United States of America		0	1	0	3	0	0	1	0	0	X		5

**Current Standings**

Rank	Team	Games	Wins	Losses
1	GBR - United Kingdom	5	4	1
2	CAN - Canada	5	3	2
2	CZE - Czech Republic	5	3	2
2	NOR - Norway	5	3	2
2	RUS - Russian Federation	5	3	2
2	SUI - Switzerland	5	3	2
2	SWE - Sweden	5	3	2
8	CHN - People's Republic of China	5	1	4
8	KOR - Republic of Korea	5	1	4
8	USA - United States of America	5	1	4

**NOTE**

Under WCF rules, tie-breaking rules for standings are not applied until after the last game of the round robin.

**LEGEND**

LSFE(\*) Last Stone First End

X Unplayed/unfinished end due to concession


 WED 6 MAR 2019  
 Start Time 19:00

**Session Results and Standings**

Sheet	Game	Team	LSFE	1	2	3	4	5	6	7	8	9	10	Extra Ends	Total
A	6	NOR - Norway	*	0	0	2	0	1	0	1	0	2	0		6
	6	USA - United States of America		3	0	0	2	0	0	0	1	0	3		9
B	6	KOR - Republic of Korea	*	1	0	2	0	0	0	3	0	5	X		11
	6	CHN - People's Republic of China		0	1	0	0	1	0	0	1	0	X		3
C	6	SWE - Sweden		0	0	2	0	1	0	0	0	X	X		3
	6	CAN - Canada	*	2	1	0	2	0	0	1	2	X	X		8
D	6	CZE - Czech Republic		1	0	1	0	2	0	1	0	1	0		6
	6	GBR - United Kingdom	*	0	2	0	1	0	1	0	2	0	1		7
E	6	SUI - Switzerland	*	0	0	3	0	2	2	0	0	0	X		7
	6	RUS - Russian Federation		0	1	0	1	0	0	2	1	0	X		5

**Current Standings**

Rank	Team	Games	Wins	Losses
1	GBR - United Kingdom	6	5	1
2	CAN - Canada	6	4	2
2	SUI - Switzerland	6	4	2
4	CZE - Czech Republic	6	3	3
4	NOR - Norway	6	3	3
4	RUS - Russian Federation	6	3	3
4	SWE - Sweden	6	3	3
8	KOR - Republic of Korea	6	2	4
8	USA - United States of America	6	2	4
10	CHN - People's Republic of China	6	1	5

**NOTE**

Under WCF rules, tie-breaking rules for standings are not applied until after the last game of the round robin.

**LEGEND**

LSFE(\*) Last Stone First End

X Unplayed/unfinished end due to concession


 THU 7 MAR 2019  
 Start Time 14:00

**Session Results and Standings**

Sheet	Game	Team	LSFE	1	2	3	4	5	6	7	8	9	10	Extra Ends	Total
A	7	CAN - Canada		0	0	0	0	3	0	1	0	X	X		4
	7	CZE - Czech Republic	*	2	1	0	1	0	3	0	3	X	X		10
B	7	SUI - Switzerland		1	0	1	0	2	1	0	2	0	1		8
	7	GBR - United Kingdom	*	0	2	0	1	0	0	1	0	1	0		5
C	7	USA - United States of America	*	1	0	0	0	2	0	0	3	1	1		8
	7	RUS - Russian Federation		0	0	0	2	0	2	1	0	0	0		5
D	7	NOR - Norway	*	2	0	0	2	0	1	0	1	1	1		8
	7	KOR - Republic of Korea		0	1	1	0	2	0	1	0	0	0		5
E	7	CHN - People's Republic of China		0	0	0	0	0	1	0	0	X	X		1
	7	SWE - Sweden	*	0	2	2	2	1	0	3	0	X	X		10

**Current Standings**

Rank	Team	Games	Wins	Losses
1	GBR - United Kingdom	7	5	2
1	SUI - Switzerland	7	5	2
3	CAN - Canada	7	4	3
3	CZE - Czech Republic	7	4	3
3	NOR - Norway	7	4	3
3	SWE - Sweden	7	4	3
7	RUS - Russian Federation	7	3	4
7	USA - United States of America	7	3	4
9	KOR - Republic of Korea	7	2	5
10	CHN - People's Republic of China	7	1	6

**NOTE**

Under WCF rules, tie-breaking rules for standings are not applied until after the last game of the round robin.

**LEGEND**

LSFE(\*) Last Stone First End

X Unplayed/unfinished end due to concession


 FRI 8 MAR 2019  
 Start Time 9:00

### Session Results and Standings

Sheet	Game	Team	LSFE	1	2	3	4	5	6	7	8	9	10	Extra Ends	Total
A	8	RUS - Russian Federation		0	0	1	0	1	0	1	0	3	0		6
	8	GBR - United Kingdom	*	1	2	0	1	0	1	0	2	0	1		8
B	8	SWE - Sweden		0	0	1	1	0	0	1	0	0	0		3
	8	NOR - Norway	*	0	1	0	0	0	1	0	2	0	1		5
C	8	CZE - Czech Republic	*	1	0	0	1	0	0	1	0	0	X		3
	8	SUI - Switzerland		0	3	0	0	2	1	0	0	1	X		7
D	8	CHN - People's Republic of China		0	1	0	0	0	0	1	0	2	X		4
	8	CAN - Canada	*	2	0	2	1	1	0	0	1	0	X		7
E	8	USA - United States of America		0	0	0	1	0	2	0	0	1	X		4
	8	KOR - Republic of Korea	*	0	1	1	0	2	0	0	3	0	X		7

### Current Standings

Rank	Team	Games	Wins	Losses	
1	GBR - United Kingdom	8	6	2	Q
1	SUI - Switzerland	8	6	2	Q
3	CAN - Canada	8	5	3	Q
3	NOR - Norway	8	5	3	Q
5	CZE - Czech Republic	8	4	4	
5	SWE - Sweden	8	4	4	
7	KOR - Republic of Korea	8	3	5	
7	RUS - Russian Federation	8	3	5	
7	USA - United States of America	8	3	5	
10	CHN - People's Republic of China	8	1	7	

**NOTE**

Under WCF rules, tie-breaking rules for standings are not applied until after the last game of the round robin.

**LEGEND**

LSFE(\*) Last Stone First End

Q Qualified for the play-offs

X Unplayed/unfinished end due to concession


 FRI 8 MAR 2019  
 Start Time 19:00

**Session Results and Standings**

Sheet	Game	Team	LSFE	1	2	3	4	5	6	7	8	9	10	Extra Ends	Total
A	9	SWE - Sweden		1	1	0	1	1	0	1	0	0	1		6
	9	SUI - Switzerland	*	0	0	1	0	0	2	0	2	0	0		5
B	9	CZE - Czech Republic	*	3	1	0	2	0	2	0	4	X	X		12
	9	USA - United States of America		0	0	1	0	2	0	2	0	X	X		5
C	9	CAN - Canada	*	1	0	0	2	0	0	3	0	0	3		9
	9	NOR - Norway		0	2	0	0	1	1	0	2	1	0		7
D	9	KOR - Republic of Korea	*	3	0	2	0	0	1	0	2	1	X		9
	9	RUS - Russian Federation		0	3	0	1	1	0	2	0	0	X		7
E	9	GBR - United Kingdom	*	0	0	3	2	0	4	1	2	X	X		12
	9	CHN - People's Republic of China		1	3	0	0	2	0	0	0	X	X		6

**Standings after Round Robin**

Rank	Team	Games	Wins	Losses	
1	GBR - United Kingdom	9	7	2	Q
2	CAN - Canada	9	6	3	Q w1
3	SUI - Switzerland	9	6	3	Q w0
4	NOR - Norway	9	5	4	Q w2
5	SWE - Sweden	9	5	4	Q w1
6	CZE - Czech Republic	9	5	4	Q w0
7	KOR - Republic of Korea	9	4	5	
8	USA - United States of America	9	3	6	w1
9	RUS - Russian Federation	9	3	6	w0
10	CHN - People's Republic of China	9	1	8	

**LEGEND**

LSFE(\*) Last Stone First End

Q Qualified for the play-offs

wn Number of wins (n) against tied teams

X Unplayed/unfinished end due to concession



SAT 9 MAR 2019

Start Time 9:00

**Session Results and Standings**

Sheet	Game	Team	LSFE	1	2	3	4	5	6	7	8	9	10	Extra Ends	Total
B	10	NOR - Norway	*	3	0	2	0	3	0	4	1	X	X		13
	10	SWE - Sweden		0	1	0	2	0	3	0	0	X	X		6
C	10	CZE - Czech Republic		0	0	1	0	2	0	0	0	1	X		4
	10	SUI - Switzerland	*	3	1	0	2	0	0	1	1	0	X		8

**Play-offs Bracket**

Play-off Games	Semi-finals	Finals	Final Standings
[3] SUI 8 Sheet C SUI [6] CZE 4 NOR [4] NOR 13 Sheet B NOR [5] SWE 6	[1] GBR SAT 9 MAR 16:00 Sheet A NOR [2] CAN SAT 9 MAR 16:00 Sheet D SUI	WSF SUN 10 MAR 9:00 Sheet TBD WSF LSF SUN 10 MAR 9:00 Sheet TBD LSF	1 2 3 4 5 SWE - Sweden 6 CZE - Czech Republic 7 KOR - Republic of Korea 8 USA - United States of America 9 RUS - Russian Federation 10 CHN - People's Republic of China

The teams ranked 1st and 2nd get a bye to the semi-finals.  
 The teams ranked 3rd to 6th play in play-off games (3 v 6 and 4 v 5). The winners of those play-off games advance to the semi-finals, with the 1st ranked team playing the lowest ranked winner and the 2nd ranked team playing the other team.

**LEGEND**
**LSF** Loser of semi-final

**WSF** Winner of semi-final

**LSFE(\*)** Last Stone First End

**X** Unplayed/unfinished end due to concession

**TBD** To Be Determined

**Sheet assignment for semi-finals subject to change**

CURMTEAM4-----QUAL000100--\_74B 1.0

Report Created SAT 9 MAR 2019 11:23

Page 1/1

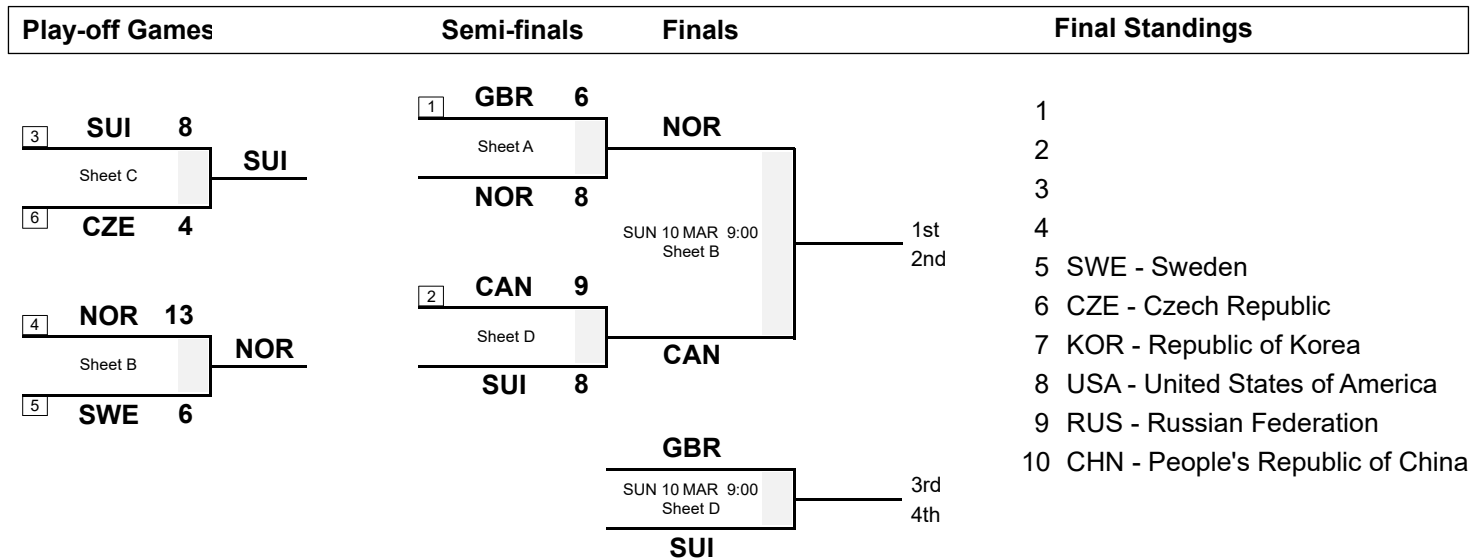
Data Processing &amp; Timing by MicroPlus - www.microplustiming.com




 SAT 9 MAR 2019  
Start Time 16:00

**Session Results and Standings**

Sheet	Game	Team	LSFE	1	2	3	4	5	6	7	8	9	10	Extra Ends	Total
A	11	NOR - Norway		0	1	0	2	1	0	2	1	0	1		8
	10	GBR - United Kingdom	*	1	0	1	0	0	2	0	0	2	0		6
D	11	SUI - Switzerland		0	1	1	0	0	1	3	0	2	0	0	8
	10	CAN - Canada	*	2	0	0	2	2	0	0	1	0	1	1	9

**Play-offs Bracket**


The teams ranked 1st and 2nd get a bye to the semi-finals.  
The teams ranked 3rd to 6th play in play-off games (3 v 6 and 4 v 5). The winners of those play-off games advance to the semi-finals, with the 1st ranked team playing the lowest ranked winner and the 2nd ranked team playing the other team.

**LEGEND**  
LSFE(\*) Last Stone First End

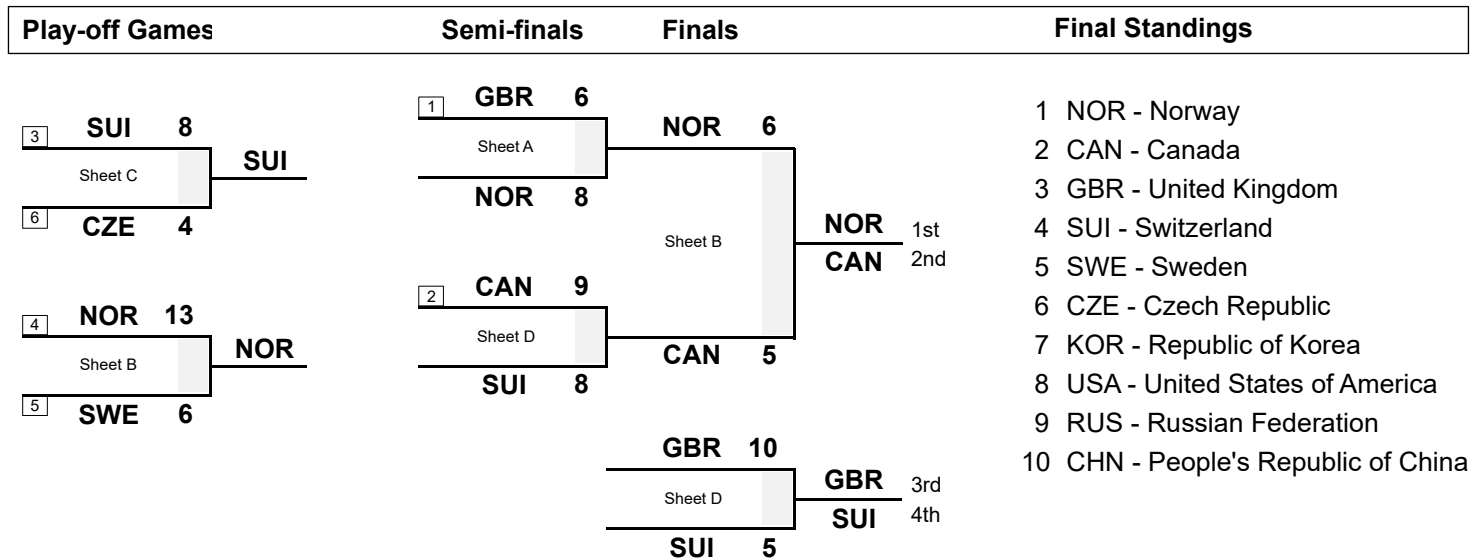


SUN 10 MAR 2019

Start Time 9:00

**Session Results and Standings**

Sheet	Game	Team	LSFE	1	2	3	4	5	6	7	8	9	10	Extra Ends	Total
B	11	CAN - Canada	*	0	1	0	0	1	0	1	0	2	0		5
	12	NOR - Norway		1	0	0	1	0	1	0	2	0	1		6
D	11	GBR - United Kingdom	*	1	0	2	1	0	1	0	1	0	4		10
	12	SUI - Switzerland		0	1	0	0	1	0	1	0	2	0		5

**Play-offs Bracket**


The teams ranked 1st and 2nd get a bye to the semi-finals. The teams ranked 3rd to 6th play in play-off games (3 v 6 and 4 v 5). The winners of those play-off games advance to the semi-finals, with the 1st ranked team playing the lowest ranked winner and the 2nd ranked team playing the other team.

**LEGEND**  
 LSFE(\*) Last Stone First End



### Competition Summary

Session	Date	Time	Sheet A	Sheet B	Sheet C	Sheet D	Sheet E	
Session 1	3 MAR	14:00	CHN 4 - 8	RUS CAN 9 - 4	KOR GBR 2 - 8	USA SWE 8 - 4	CZE NOR 5 - 11	SUI
Session 2	4 MAR	9:00	KOR 6 - 7	SWE RUS 3 - 10	CZE NOR 9 - 4	CHN SUI 10 - 3	USA CAN 6 - 12	GBR
Session 3	4 MAR	19:00	USA 8 - 13	CAN CHN 2 - 9	SUI RUS 5 - 4	SWE GBR 12 - 8	NOR KOR 4 - 10	CZE
Session 4	5 MAR	14:00	CZE 3 - 11	NOR GBR 6 - 5	SWE SUI 6 - 8	KOR USA 5 - 6	CHN RUS 6 - 5	CAN
Session 5	6 MAR	9:00	GBR 7 - 2	KOR NOR 11 - 2	RUS CHN 4 - 9	CZE CAN 11 - 7	SUI SWE 8 - 5	USA
Session 6	6 MAR	19:00	NOR 6 - 9	USA KOR 11 - 3	CHN SWE 3 - 8	CAN CZE 6 - 7	GBR SUI 7 - 5	RUS
Session 7	7 MAR	14:00	CAN 4 - 10	CZE SUI 8 - 5	GBR USA 8 - 5	RUS NOR 8 - 5	KOR CHN 1 - 10	SWE
Session 8	8 MAR	9:00	RUS 6 - 8	GBR SWE 3 - 5	NOR CZE 3 - 7	SUI CHN 4 - 7	CAN USA 4 - 7	KOR
Session 9	8 MAR	19:00	SWE 6 - 5	SUI CZE 12 - 5	USA CAN 9 - 7	NOR KOR 9 - 7	RUS GBR 12 - 6	CHN
Play-off Games	9 MAR	9:00		NOR 13 - 6	SWE CZE 4 - 8	SUI		
Semi-finals	9 MAR	16:00	NOR 8 - 6	GBR		SUI 8 - 9	CAN	
Finals	10 MAR	9:00		CAN 5 - 6	NOR	GBR 10 - 5	SUI	

### Standings after Round Robin

Rank	Team	Games	Wins	Losses	
1	GBR - United Kingdom	9	7	2	Q
2	CAN - Canada	9	6	3	Q w1
3	SUI - Switzerland	9	6	3	Q w0
4	NOR - Norway	9	5	4	Q w2
5	SWE - Sweden	9	5	4	Q w1
6	CZE - Czech Republic	9	5	4	Q w0
7	KOR - Republic of Korea	9	4	5	
8	USA - United States of America	9	3	6	w1
9	RUS - Russian Federation	9	3	6	w0
10	CHN - People's Republic of China	9	1	8	



## Competition Summary

### Play-offs Bracket

Play-off Games	Semi-finals	Finals	Final Standings																																			
<table border="0"> <tr> <td>3</td> <td><b>SUI</b> 8</td> <td rowspan="2">Sheet C</td> <td rowspan="2"><b>SUI</b></td> </tr> <tr> <td>6</td> <td><b>CZE</b> 4</td> </tr> <tr> <td>4</td> <td><b>NOR</b> 13</td> <td rowspan="2">Sheet B</td> <td rowspan="2"><b>NOR</b></td> </tr> <tr> <td>5</td> <td><b>SWE</b> 6</td> </tr> </table>	3	<b>SUI</b> 8	Sheet C	<b>SUI</b>	6	<b>CZE</b> 4	4	<b>NOR</b> 13	Sheet B	<b>NOR</b>	5	<b>SWE</b> 6	<table border="0"> <tr> <td>1</td> <td><b>GBR</b> 6</td> <td rowspan="2">Sheet A</td> <td rowspan="2"><b>NOR</b> 6</td> </tr> <tr> <td></td> <td><b>NOR</b> 8</td> </tr> <tr> <td>2</td> <td><b>CAN</b> 9</td> <td rowspan="2">Sheet D</td> <td rowspan="2"><b>CAN</b> 5</td> </tr> <tr> <td></td> <td><b>SUI</b> 8</td> </tr> </table>	1	<b>GBR</b> 6	Sheet A	<b>NOR</b> 6		<b>NOR</b> 8	2	<b>CAN</b> 9	Sheet D	<b>CAN</b> 5		<b>SUI</b> 8	<table border="0"> <tr> <td rowspan="2">Sheet B</td> <td><b>NOR</b> 6</td> <td rowspan="2">1st</td> </tr> <tr> <td><b>CAN</b> 5</td> <td>2nd</td> </tr> <tr> <td>Sheet D</td> <td><b>GBR</b> 10</td> <td>3rd</td> </tr> <tr> <td></td> <td><b>SUI</b> 5</td> <td>4th</td> </tr> </table>	Sheet B	<b>NOR</b> 6	1st	<b>CAN</b> 5	2nd	Sheet D	<b>GBR</b> 10	3rd		<b>SUI</b> 5	4th	<ol style="list-style-type: none"> <li>1 NOR - Norway</li> <li>2 CAN - Canada</li> <li>3 GBR - United Kingdom</li> <li>4 SUI - Switzerland</li> <li>5 SWE - Sweden</li> <li>6 CZE - Czech Republic</li> <li>7 KOR - Republic of Korea</li> <li>8 USA - United States of America</li> <li>9 RUS - Russian Federation</li> <li>10 CHN - People's Republic of China</li> </ol>
3	<b>SUI</b> 8	Sheet C			<b>SUI</b>																																	
6	<b>CZE</b> 4																																					
4	<b>NOR</b> 13	Sheet B	<b>NOR</b>																																			
5	<b>SWE</b> 6																																					
1	<b>GBR</b> 6	Sheet A	<b>NOR</b> 6																																			
	<b>NOR</b> 8																																					
2	<b>CAN</b> 9	Sheet D	<b>CAN</b> 5																																			
	<b>SUI</b> 8																																					
Sheet B	<b>NOR</b> 6	1st																																				
	<b>CAN</b> 5		2nd																																			
Sheet D	<b>GBR</b> 10	3rd																																				
	<b>SUI</b> 5	4th																																				

The teams ranked 1st and 2nd advance directly to the semi-finals.  
The teams ranked 3rd to 6th play in the play-off games (3 v 6 and 4 v 5). The winners of those play-off games advance to the semi-finals, with the 1st ranked team playing the lowest ranked winner and the 2nd ranked team playing the other team.

#### LEGEND

EE Extra End

Q Qualified for the play-offs

wn Number of wins (n) against tied teams



## Final Standings

Rank	Team	Players	Position - Function
Gold	NOR - Norway	RAMSFJELL Magnus	4 S
		SESAKER Martin	3
		RAMSFJELL Bendik	2
		NEPSTAD Gaute	1 V
		-	A
Silver	CAN - Canada	HANSEN Rune Steen	C
		STURMAY Karsten	4 S
		STEINKE Tristan	3 V
		KENNEDY Chris	2
		VENANCE Glenn	1
Bronze	GBR - United Kingdom	-	A
		KREPPS Rob	C
		WHYTE Ross	4 S
		McFADZEAN Duncan	3 V
		McCORMACK Ryan	2
4	SUI - Switzerland	McCALL Robin	1
		CARSON Luke	A
		DRUMMOND Greg	C
		SCHWALLER Yannick	4 S
		BRUNNER Michael	3 V
5	SWE - Sweden	MEIER Romano	2
		KAEUFELER Marcel	1
		GLOOR Simon	A
		MATTER Pius	C
		NYMAN Fredrik	4 S
6	CZE - Czech Republic	WRANAA Rasmus	3 V
		SJOEBERG Axel	2
		BAECK Max	1
		-	A
		BRUDSTEN Olle	C
7	KOR - Republic of Korea	VEDRAL Jaroslav	4 S
		CERNOVSKY Marek	3 V
		KRUPANSKY Krystof	2
		KLIPA Lukas	1
		VERNER David	A
8	USA - United States of America	ASKEW Brad	C
		LEE JeongJae	4 S
		HWANG Hyeonjun	3 V
		JEONG ByeongJin	2
		LEE DongHyeong	1
		-	A
		LEE JeHo	C
		STOPERA Andrew	4 S
		VIOLETTE Luc	3 V
		FENSON Alex	2
		FENSON Graem	1
		-	A
		LAZAR Mark	C



## Final Standings

Rank	Team	Players	Position - Function
9	RUS - Russian Federation	BYSTROV Aleksandr	4 S
		GORIACHEV Daniil	3 V
		SHVEDOV Vadim	2
		CHEREDNICHENKO Nikolai	1
		ISLAMOV Denis	A
10	CHN - People's Republic of China	MELNIKOV Dmitrii	C
		HU Chenwei	4 S
		CAI Kaifan	3 V
		TAO Zhiyu	2
		YU Yizhe	1
		LIU Huibin	A
		XU Xiaoming	C

### NOTE

For the two losers of the play-off games, the team ranked higher after the round robin will be ranked fifth, the other team will be ranked sixth.

Position and function for each team member:

**4** = Fourth, **3** = Third, **2** = Second, **1** = Lead, **A** = Alternate, **S** = Skip, **V** = Vice-Skip, **C** = Coach



### Competition Matrix

Team	CAN	CHN	CZE	GBR	KOR	NOR	RUS	SUI	SWE	USA
CAN		7 - 4	4 - 10	6 - 12	9 - 4	9 - 7	5 - 6	11 - 7	8 - 3	13 - 8
CHN	4 - 7		4 - 9	6 - 12	3 - 11	4 - 9	4 - 8	2 - 9	1 - 10	6 - 5
CZE	10 - 4	9 - 4		6 - 7	10 - 4	3 - 11	10 - 3	3 - 7	4 - 8	12 - 5
GBR	12 - 6	12 - 6	7 - 6		7 - 2	12 - 8	8 - 6	5 - 8	6 - 5	2 - 8
KOR	4 - 9	11 - 3	4 - 10	2 - 7		5 - 8	9 - 7	8 - 6	6 - 7	7 - 4
NOR	7 - 9	9 - 4	11 - 3	8 - 12	8 - 5		11 - 2	5 - 11	5 - 3	6 - 9
RUS	6 - 5	8 - 4	3 - 10	6 - 8	7 - 9	2 - 11		5 - 7	5 - 4	5 - 8
SUI	7 - 11	9 - 2	7 - 3	8 - 5	6 - 8	11 - 5	7 - 5		5 - 6	10 - 3
SWE	3 - 8	10 - 1	8 - 4	5 - 6	7 - 6	3 - 5	4 - 5	6 - 5		8 - 5
USA	8 - 13	5 - 6	5 - 12	8 - 2	4 - 7	9 - 6	8 - 5	3 - 10	5 - 8	

### Standings after Round Robin

Rank	Team	Games	Wins	Losses	
1	GBR - United Kingdom	9	7	2	Q
2	CAN - Canada	9	6	3	Q wn1
3	SUI - Switzerland	9	6	3	Q wn0
4	NOR - Norway	9	5	4	Q wn2
5	SWE - Sweden	9	5	4	Q wn1
6	CZE - Czech Republic	9	5	4	Q wn0
7	KOR - Republic of Korea	9	4	5	
8	USA - United States of America	9	3	6	wn1
9	RUS - Russian Federation	9	3	6	wn0
10	CHN - People's Republic of China	9	1	8	

#### LEGEND

Q Qualified for the play-offs

wn Number of wins (n) against tied teams



### Draw Shot Challenge

Rank	Team	Stone Rotation	Last Stone Draw in each Round Robin Game									DSC
			1	2	3	4	5	6	7	8	9	
1	SUI - Switzerland	⌚	36.9	8.3	12.2	<del>57.0</del>	40.3	13.8	<del>53.5</del>	25.3	40.9	<b>25.49cm</b>
		⌚	19.4	18.6	25.3	41.3	21.5	27.3	28.6	23.3	24.8	
2	NOR - Norway	⌚	25.5	9.4	7.0	67.8	27.7	61.9	32.2	6.4	62.2	<b>30.71cm</b>
		⌚	25.0	36.3	20.9	<del>199.6</del>	15.6	39.2	22.6	31.7	<del>84.6</del>	
3	GBR - United Kingdom	⌚	21.5	25.7	34.9	61.4	80.2	42.0	16.3	51.1	60.7	<b>36.38cm</b>
		⌚	<del>192.5</del>	10.7	53.6	40.8	<del>181.8</del>	17.7	56.4	4.1	4.9	
4	KOR - Republic of Korea	⌚	34.8	78.1	75.5	54.6	24.2	33.0	37.0	79.7	13.5	<b>40.39cm</b>
		⌚	26.1	<del>199.6</del>	11.7	<del>187.6</del>	36.5	43.8	39.5	22.9	35.3	
5	SWE - Sweden	⌚	127.1	28.5	4.0	20.0	38.7	27.3	23.4	72.7	99.2	<b>41.96cm</b>
		⌚	<del>199.6</del>	60.6	52.4	<del>168.7</del>	15.2	53.5	4.3	34.7	9.7	
6	CZE - Czech Republic	⌚	53.1	35.7	27.1	49.6	31.6	<del>144.5</del>	86.9	5.0	45.4	<b>48.65cm</b>
		⌚	<del>199.6</del>	48.0	13.5	44.0	91.5	49.6	44.8	42.0	110.6	
7	CAN - Canada	⌚	40.6	0.6	6.8	46.5	192.9	27.2	146.0	39.6	25.3	<b>49.62cm</b>
		⌚	8.4	<del>199.6</del>	6.6	<del>199.6</del>	35.3	29.0	51.9	19.2	118.0	
8	USA - United States of America	⌚	34.7	29.9	17.1	41.9	34.5	44.1	8.8	31.3	<del>143.4</del>	<b>50.46cm</b>
		⌚	129.1	47.1	90.9	26.4	100.6	69.8	44.5	<del>176.4</del>	56.6	
9	CHN - People's Republic of China	⌚	15.1	27.6	68.2	96.2	199.6	134.4	144.7	65.2	19.4	<b>96.69cm</b>
		⌚	<del>199.6</del>	<del>199.6</del>	35.9	43.3	182.5	199.6	54.9	60.9	199.6	
10	RUS - Russian Federation	⌚	103.7	11.1	115.1	28.2	<del>199.6</del>	62.5	124.5	87.1	199.6	<b>97.55cm</b>
		⌚	46.7	<del>199.6</del>	101.6	108.9	50.0	28.6	199.6	199.6	94.0	

**NOTE**

The Draw Shot Challenge (DSC) is the average distance of all the individual Last Stone Draws (LSD), which were delivered by a team during the round robin. The two least favourable results will be eliminated before calculating the average distance. The team with the lesser DSC receives the higher ranking. If the DSCs are equal then the team with the best non-equal counting LSD receives the higher ranking. In the case where all counting LSDs are equal, the team ranked higher in the WCF World Rankings is ranked higher.

**LEGEND**

⌚ Clockwise

⌚ Counter-clockwise

**DSC** Draw Shot Challenge





### Scoring Analysis

Team	Games		LSFE	Stolen Ends	Last Stone Eff.	Force Eff.	Points Scored						Total	Plus / Minus
							0	1	2	3	4	>4		
NOR	12	For	8	17	49%	42%	7	31	15	6	2	2	97	+22
		Against	4	6			3	19	14	8	1	0	75	
SUI	12	For	7	17	47%	61%	4	26	19	9	0	0	91	+20
		Against	5	14			2	36	14	1	1	0	71	
GBR	11	For	8	11	38%	66%	0	25	17	4	4	0	87	+19
		Against	3	14			1	35	9	5	0	0	68	
CAN	11	For	7	12	48%	38%	4	23	17	8	0	1	86	+11
		Against	4	9			4	20	17	4	1	1	75	
CZE	10	For	8	12	39%	48%	4	23	12	4	3	0	71	+10
		Against	2	11			4	20	10	4	1	1	61	
SWE	10	For	4	14	26%	53%	6	31	8	3	1	0	60	+2
		Against	6	6			7	20	11	4	1	0	58	
KOR	9	For	4	10	35%	50%	4	23	8	4	0	1	56	-5
		Against	5	11			2	23	11	4	1	0	61	
USA	9	For	3	8	33%	38%	3	18	7	6	0	1	55	-14
		Against	6	12			7	19	10	7	1	1	69	
RUS	9	For	2	5	41%	61%	7	14	12	3	0	0	47	-19
		Against	7	13			5	25	10	4	1	1	66	
CHN	9	For	0	5	14%	16%	4	17	7	1	0	0	34	-46
		Against	9	15			8	14	16	7	2	1	80	
Total	51			111			43	231	122	48	10	5	684	

**NOTE**

Stolen ends are the ends won without the last stone advantage.

Last Stone Efficiency: Scoring two or more points with last stone advantage.

Force Efficiency: Forcing the opponent team to score only one point when they have the last stone advantage.

**LEGEND**

&gt;4 More than four points scored

Eff. Efficiency

LSFE Last Stone First End



## Summary of Big Ends

Points Scored	By	Against	Session	End	Game Result
5	CAN - Canada	USA - United States of America	3	6	13 : 8
5	KOR - Republic of Korea	CHN - People's Republic of China	6	9	11 : 3
5	NOR - Norway	CZE - Czech Republic	4	1	11 : 3
5	NOR - Norway	RUS - Russian Federation	5	2	11 : 2
5	USA - United States of America	CAN - Canada	3	5	8 : 13
4	CZE - Czech Republic	KOR - Republic of Korea	3	2	10 : 4
4	CZE - Czech Republic	CHN - People's Republic of China	5	1	9 : 4
4	CZE - Czech Republic	USA - United States of America	9	8	12 : 5
4	GBR - United Kingdom	CAN - Canada	2	6	12 : 6
4	GBR - United Kingdom	NOR - Norway	3	5	12 : 8
4	GBR - United Kingdom	CHN - People's Republic of China	9	6	12 : 6
4	GBR - United Kingdom	SUI - Switzerland	BM	10	10 : 5
4	NOR - Norway	RUS - Russian Federation	5	4	11 : 2
4	NOR - Norway	SWE - Sweden	PO	7	13 : 6
4	SWE - Sweden	CZE - Czech Republic	1	3	8 : 4

**NOTE**

Big ends are defined as ends with a score of four or more points.

**LEGEND**

**BM** Bronze medal game

**PO** Play-off Game



SUN 10 MAR 2019

### Medallists

Medal	Country	Name
GOLD	NOR - Norway	RAMSFJELL Magnus SESAKER Martin RAMSFJELL Bendik NEPSTAD Gaute HANSEN Rune Steen
SILVER	CAN - Canada	STURMAY Karsten STEINKE Tristan KENNEDY Chris VENANCE Glenn KREPPS Rob
BRONZE	GBR - United Kingdom	WHYTE Ross McFADZEAN Duncan McCORMACK Ryan McCALL Robin CARSON Luke DRUMMOND Greg




 SUN 10 MAR 2019  
 Start Time 9:00

**Game Results**

Sheet	Game	Team	LSFE	1	2	3	4	5	6	7	8	9	10	Extra Ends	Total
D	11	GBR - United Kingdom	*	1	0	2	1	0	1	0	1	0	4		10
	12	SUI - Switzerland		0	1	0	0	1	0	1	0	2	0		5

GBR - United Kingdom		Shot Success Game
4 S	WHYTE Ross	94%
3 V	McFADZEAN Duncan	94%
2	CARSON Luke	88%
1	McCORMACK Ryan	88%
A	McCALL Robin	-
Team Total		91%

SUI - Switzerland		Shot Success Game
4 S	SCHWALLER Yannick	81%
3 V	BRUNNER Michael	91%
2	MEIER Romano	84%
1	KAEUFELER Marcel	94%
A	GLOOR Simon	-
Team Total		88%

Time remaining: 1 minute 34 seconds

Time-out: End 9 - GBR stone 5

Time remaining: 0 minutes 16 seconds

Time-out: End 4 - SUI stone 5

GBR - United Kingdom		↺	↻	Game	
4	WHYTE Ross	Draws	4 75%	4 100%	8 88%
		Take-outs	6 96%	6 100%	12 98%
		Total	10 88%	10 100%	20 94%
3	McFADZEAN Duncan	Draws	1 75%	2 88%	3 83%
		Take-outs	4 88%	13 98%	17 96%
		Total	5 85%	15 97%	20 94%
2	CARSON Luke	Draws	3 83%	4 63%	7 71%
		Take-outs	3 83%	10 100%	13 96%
		Total	6 83%	14 89%	20 88%
1	McCORMACK Ryan	Draws	11 86%	8 88%	19 87%
		Take-outs	0 -	1 100%	1 100%
		Total	11 86%	9 89%	20 88%
A	McCALL Robin	Draws	0 -	0 -	0 -
		Take-outs	0 -	0 -	0 -
		Total	0 -	0 -	0 -
Team		Draws	19 83%	18 85%	37 84%
		Take-outs	13 90%	30 99%	43 97%
		Total	32 86%	48 94%	80 91%

SUI - Switzerland		↺	↻	Game	
4	SCHWALLER Yannick	Draws	5 85%	5 75%	10 80%
		Take-outs	5 80%	5 85%	10 83%
		Total	10 83%	10 80%	20 81%
3	BRUNNER Michael	Draws	10 85%	5 95%	15 88%
		Take-outs	3 100%	2 100%	5 100%
		Total	13 88%	7 96%	20 91%
2	MEIER Romano	Draws	7 68%	7 100%	14 84%
		Take-outs	3 67%	3 100%	6 83%
		Total	10 68%	10 100%	20 84%
1	KAEUFELER Marcel	Draws	14 91%	6 100%	20 94%
		Take-outs	0 -	0 -	0 -
		Total	14 91%	6 100%	20 94%
A	GLOOR Simon	Draws	0 -	0 -	0 -
		Take-outs	0 -	0 -	0 -
		Total	0 -	0 -	0 -
Team		Draws	36 84%	23 93%	59 88%
		Take-outs	11 82%	10 93%	21 87%
		Total	47 84%	33 93%	80 88%



Ivan Yarygin Sports Palace

Curling

Men

Bronze Medal Game



SUN 10 MAR 2019  
Start Time 9:00

### Game Results

**NOTE**  
 Position and function for each team member:  
**4** = Fourth, **3** = Third, **2** = Second, **1** = Lead, **A** = Alternate, **S** = Skip, **V** = Vice-Skip

**LEGEND**  
 Clockwise                      Counter-clockwise                      **LSFE(\*)** Last Stone First End





SUN 10 MAR 2019  
Start Time 9:00

Game Results

Sheet	Game	Team	LSFE	1	2	3	4	5	6	7	8	9	10	Extra Ends	Total
B	11	CAN - Canada	*	0	1	0	0	1	0	1	0	2	0		5
	12	NOR - Norway		1	0	0	1	0	1	0	2	0	1		6

CAN - Canada		Shot Success Game
4 S	STURMAY Karsten	70%
3 V	STEINKE Tristan	75%
2	KENNEDY Chris	80%
1	VENANCE Glenn	88%
A	-	-
Team Total		78%

NOR - Norway		Shot Success Game
4 S	RAMSFJELL Magnus	81%
3	SESAKER Martin	78%
2	RAMSFJELL Bendik	74%
1 V	NEPSTAD Gaute	79%
A	-	-
Team Total		78%

Time remaining: 2 minutes 8 seconds

Time remaining: 2 minutes 10 seconds

Time-out: End 10 - CAN stone 8

CAN - Canada		↺	↻	Game	
4	STURMAY Karsten	Draws	9 64%	6 79%	15 70%
		Take-outs	2 50%	3 83%	5 70%
		Total	11 61%	9 81%	20 70%
3	STEINKE Tristan	Draws	7 64%	3 83%	10 70%
		Take-outs	7 71%	3 100%	10 80%
		Total	14 68%	6 92%	20 75%
2	KENNEDY Chris	Draws	7 79%	5 60%	12 71%
		Take-outs	4 88%	4 100%	8 94%
		Total	11 82%	9 78%	20 80%
1	VENANCE Glenn	Draws	7 96%	11 89%	18 92%
		Take-outs	2 50%	0 -	2 50%
		Total	9 86%	11 89%	20 88%
A -	-	Draws	0 -	0 -	0 -
		Take-outs	0 -	0 -	0 -
		Total	0 -	0 -	0 -
Team		Draws	30 75%	25 80%	55 77%
		Take-outs	15 70%	10 95%	25 80%
		Total	45 73%	35 84%	80 78%

NOR - Norway		↺	↻	Game	
4	RAMSFJELL Magnus	Draws	5 60%	5 90%	10 75%
		Take-outs	5 100%	5 75%	10 88%
		Total	10 80%	10 83%	20 81%
3	SESAKER Martin	Draws	3 75%	3 58%	6 67%
		Take-outs	5 85%	9 81%	14 82%
		Total	8 81%	12 75%	20 78%
2	RAMSFJELL Bendik	Draws	4 69%	2 100%	6 79%
		Take-outs	4 50%	10 80%	14 71%
		Total	8 59%	12 83%	20 74%
1	NEPSTAD Gaute	Draws	10 100%	8 47%	18 76%
		Take-outs	1 100%	1 100%	2 100%
		Total	11 100%	9 53%	20 79%
A -	-	Draws	0 -	0 -	0 -
		Take-outs	0 -	0 -	0 -
		Total	0 -	0 -	0 -
Team		Draws	22 82%	18 67%	40 75%
		Take-outs	15 82%	25 80%	40 81%
		Total	37 82%	43 74%	80 78%





Ivan Yarygin Sports Palace

Curling

Men

Gold Medal Game



SUN 10 MAR 2019  
Start Time 9:00

### Game Results

**NOTE**  
 Position and function for each team member:  
**4** = Fourth, **3** = Third, **2** = Second, **1** = Lead, **A** = Alternate, **S** = Skip, **V** = Vice-Skip

**LEGEND**  
 Clockwise                      Counter-clockwise                      **LSFE(\*)** Last Stone First End





SAT 9 MAR 2019  
Start Time 16:00

### Game Results

Sheet	Game	Team	LSFE	1	2	3	4	5	6	7	8	9	10	Extra	Ends	Total
A	11	NOR - Norway		0	1	0	2	1	0	2	1	0	1			8
	10	GBR - United Kingdom	*	1	0	1	0	0	2	0	0	2	0			6

NOR - Norway	
4 S	RAMSFJELL Magnus
3	SESAKER Martin
2	RAMSFJELL Bendik
1 V	NEPSTAD Gaute
A	-

GBR - United Kingdom	
4 S	WHYTE Ross
3 V	McFADZEAN Duncan
2	CARSON Luke
1	McCORMACK Ryan
A	McCALL Robin

Time remaining: 5 minutes 51 seconds

Time remaining: 5 minutes 22 seconds

Time-out: End 10 - GBR stone 5

**NOTE**  
Position and function for each team member:  
4 = Fourth, 3 = Third, 2 = Second, 1 = Lead, A = Alternate, S = Skip, V = Vice-Skip

**LEGEND**  
LSFE(\*) Last Stone First End






 SAT 9 MAR 2019  
 Start Time 16:00

**Game Results**

Sheet	Game	Team	LSFE	1	2	3	4	5	6	7	8	9	10	Extra Ends	Total
D	11	SUI - Switzerland		0	1	1	0	0	1	3	0	2	0		8
	10	CAN - Canada	*	2	0	0	2	2	0	0	1	0	1	1	9

SUI - Switzerland		Shot Success Game
4 S	SCHWALLER Yannick	74%
3 V	BRUNNER Michael	84%
2	MEIER Romano	70%
1	KAEUFELER Marcel	72%
A	GLOOR Simon	-
Team Total		75%

CAN - Canada		Shot Success Game
4 S	STURMAY Karsten	67%
3 V	STEINKE Tristan	75%
2	KENNEDY Chris	83%
1	VENANCE Glenn	89%
A	-	-
Team Total		78%

 Time remaining: 0 minutes 9 seconds  
 1 minute 16 seconds (after extra end)

Time-out: End 8 - SUI stone 6

 Time remaining: 0 minutes 9 seconds  
 1 minute 15 seconds (after extra end)

Time-out: End 6 - CAN stone 8; End 11 - CAN stone 7

SUI - Switzerland		↺	↻	Game	
4	SCHWALLER Yannick	Draws	8 75%	5 85%	13 79%
		Take-outs	9 67%	0 -	9 67%
		Total	17 71%	5 85%	22 74%
3	BRUNNER Michael	Draws	5 90%	1 75%	6 88%
		Take-outs	12 88%	4 69%	16 83%
		Total	17 88%	5 70%	22 84%
2	MEIER Romano	Draws	6 75%	1 0%	7 64%
		Take-outs	6 75%	9 72%	15 73%
		Total	12 75%	10 65%	22 70%
1	KAEUFELER Marcel	Draws	17 75%	3 100%	20 79%
		Take-outs	1 0%	1 0%	2 0%
		Total	18 71%	4 75%	22 72%
A	GLOOR Simon	Draws	0 -	0 -	0 -
		Take-outs	0 -	0 -	0 -
		Total	0 -	0 -	0 -
Team		Draws	36 77%	10 80%	46 78%
		Take-outs	28 75%	14 66%	42 72%
		Total	64 76%	24 72%	88 75%

CAN - Canada		↺	↻	Game	
4	STURMAY Karsten	Draws	12 63%	2 38%	14 59%
		Take-outs	4 100%	4 63%	8 81%
		Total	16 72%	6 54%	22 67%
3	STEINKE Tristan	Draws	7 68%	4 63%	11 66%
		Take-outs	4 69%	7 93%	11 84%
		Total	11 68%	11 82%	22 75%
2	KENNEDY Chris	Draws	9 78%	4 88%	13 81%
		Take-outs	4 75%	4 100%	8 88%
		Total	13 77%	8 94%	21 83%
1	VENANCE Glenn	Draws	10 93%	10 88%	20 90%
		Take-outs	2 75%	0 -	2 75%
		Total	12 90%	10 88%	22 89%
A	-	Draws	0 -	0 -	0 -
		Take-outs	0 -	0 -	0 -
		Total	0 -	0 -	0 -
Team		Draws	38 75%	20 78%	58 76%
		Take-outs	14 80%	15 87%	29 84%
		Total	52 76%	35 81%	87 78%



Ivan Yarygin Sports Palace

Curling

Men

Semi-final - Sheet D



SAT 9 MAR 2019  
Start Time 16:00

### Game Results

**NOTE**  
 Position and function for each team member:  
**4** = Fourth, **3** = Third, **2** = Second, **1** = Lead, **A** = Alternate, **S** = Skip, **V** = Vice-Skip

**LEGEND**  
 Clockwise                      Counter-clockwise                      **LSFE(\*)** Last Stone First End




 SAT 9 MAR 2019  
 Start Time 9:00

**Game Results**

Sheet	Game	Team	LSFE	1	2	3	4	5	6	7	8	9	10	Extra Ends	Total
C	10	CZE - Czech Republic		0	0	1	0	2	0	0	0	1	X		4
	10	SUI - Switzerland	*	3	1	0	2	0	0	1	1	0	X		8

CZE - Czech Republic		Shot Success Game
4 S	VEDRAL Jaroslav	63%
3 V	CERNOVSKY Marek	71%
2	KRUPANSKY Krystof	92%
1	KLIPA Lukas	86%
A	VERNER David	-
Team Total		78%

SUI - Switzerland		Shot Success Game
4 S	SCHWALLER Yannick	90%
3 V	BRUNNER Michael	93%
2	MEIER Romano	88%
1	KAEUFELER Marcel	85%
A	GLOOR Simon	-
Team Total		89%

Time remaining: 7 minutes 6 seconds

Time remaining: 9 minutes 53 seconds

Time-out: End 8 - CZE stone 7

CZE - Czech Republic		↺	↻	Game
4	VEDRAL Jaroslav	Draws 2 50%	3 100%	5 80%
		Take-outs 8 63%	5 45%	13 56%
		Total 10 60%	8 66%	18 63%
3	CERNOVSKY Marek	Draws 3 75%	9 83%	12 81%
		Take-outs 4 44%	2 63%	6 50%
		Total 7 57%	11 80%	18 71%
2	KRUPANSKY Krystof	Draws 1 100%	12 94%	13 94%
		Take-outs 2 88%	3 83%	5 85%
		Total 3 92%	15 92%	18 92%
1	KLIPA Lukas	Draws 4 81%	13 90%	17 88%
		Take-outs 1 50%	0 -	1 50%
		Total 5 75%	13 90%	18 86%
A	VERNER David	Draws 0 -	0 -	0 -
		Take-outs 0 -	0 -	0 -
		Total 0 -	0 -	0 -
Team		Draws 10 75%	37 91%	47 87%
		Take-outs 15 60%	10 60%	25 60%
		Total 25 66%	47 84%	72 78%

SUI - Switzerland		↺	↻	Game
4	SCHWALLER Yannick	Draws 3 92%	6 96%	9 94%
		Take-outs 6 88%	2 75%	8 84%
		Total 9 89%	8 91%	17 90%
3	BRUNNER Michael	Draws 0 -	3 83%	3 83%
		Take-outs 5 100%	10 93%	15 95%
		Total 5 100%	13 90%	18 93%
2	MEIER Romano	Draws 2 88%	3 58%	5 70%
		Take-outs 6 96%	7 93%	13 94%
		Total 8 94%	10 83%	18 88%
1	KAEUFELER Marcel	Draws 13 85%	5 85%	18 85%
		Take-outs 0 -	0 -	0 -
		Total 13 85%	5 85%	18 85%
A	GLOOR Simon	Draws 0 -	0 -	0 -
		Take-outs 0 -	0 -	0 -
		Total 0 -	0 -	0 -
Team		Draws 18 86%	17 84%	35 85%
		Take-outs 17 94%	19 91%	36 92%
		Total 35 90%	36 88%	71 89%



Ivan Yarygin Sports Palace

Curling

Men

Play-off 3v6



SAT 9 MAR 2019  
Start Time 9:00

### Game Results

**NOTE**  
Position and function for each team member:  
4 = Fourth, 3 = Third, 2 = Second, 1 = Lead, A = Alternate, S = Skip, V = Vice-Skip

**LEGEND**  
↻ Clockwise                                  ↺ Counter-clockwise                                  **LSFE(\*)** Last Stone First End  
X Unplayed/unfinished end due to concession

CURMTEAM4-----QUAL000101--\_73 1.0

Report Created SAT 9 MAR 2019 11:20  
Data Processing & Timing by MicroPlus – www.microplustiming.com

Page 2/2





SAT 9 MAR 2019

Start Time 9:00

**Game Results**

Sheet	Game	Team	LSFE	1	2	3	4	5	6	7	8	9	10	Extra Ends	Total
B	10	NOR - Norway	*	3	0	2	0	3	0	4	1	X	X		13
	10	SWE - Sweden		0	1	0	2	0	3	0	0	X	X		6

NOR - Norway		Shot Success Game
4 S	RAMSFJELL Magnus	94%
3	SESAKER Martin	86%
2	RAMSFJELL Bendik	77%
1 V	NEPSTAD Gaute	89%
A	-	-
Team Total		86%

SWE - Sweden		Shot Success Game
4 S	NYMAN Fredrik	69%
3 V	WRANAA Rasmus	72%
2	SJOEBERG Axel	77%
1	BAECK Max	95%
A	-	-
Team Total		78%

Time remaining: 9 minutes 39 seconds

Time remaining: 10 minutes 7 seconds

NOR - Norway		♂	♀	Game	
4	RAMSFJELL Magnus	Draws	5 100%	5 100%	10 100%
		Take-outs	1 100%	5 80%	6 83%
		Total	6 100%	10 90%	16 94%
3	SESAKER Martin	Draws	3 83%	2 100%	5 90%
		Take-outs	6 88%	5 80%	11 84%
		Total	9 86%	7 86%	16 86%
2	RAMSFJELL Bendik	Draws	5 90%	3 25%	8 66%
		Take-outs	5 80%	3 100%	8 88%
		Total	10 85%	6 63%	16 77%
1	NEPSTAD Gaute	Draws	12 88%	3 92%	15 88%
		Take-outs	0 -	1 100%	1 100%
		Total	12 88%	4 94%	16 89%
A -		Draws	0 -	0 -	0 -
		Take-outs	0 -	0 -	0 -
		Total	0 -	0 -	0 -
Team		Draws	25 90%	13 81%	38 87%
		Take-outs	12 85%	14 86%	26 86%
		Total	37 89%	27 83%	64 86%

SWE - Sweden		♂	♀	Game	
4	NYMAN Fredrik	Draws	4 81%	6 63%	10 70%
		Take-outs	3 67%	3 67%	6 67%
		Total	7 75%	9 64%	16 69%
3	WRANAA Rasmus	Draws	3 100%	8 59%	11 70%
		Take-outs	5 75%	0 -	5 75%
		Total	8 84%	8 59%	16 72%
2	SJOEBERG Axel	Draws	5 90%	5 55%	10 73%
		Take-outs	2 100%	4 75%	6 83%
		Total	7 93%	9 64%	16 77%
1	BAECK Max	Draws	6 92%	9 97%	15 95%
		Take-outs	0 -	1 100%	1 100%
		Total	6 92%	10 98%	16 95%
A -		Draws	0 -	0 -	0 -
		Take-outs	0 -	0 -	0 -
		Total	0 -	0 -	0 -
Team		Draws	18 90%	28 71%	46 79%
		Take-outs	10 78%	8 75%	18 76%
		Total	28 86%	36 72%	64 78%



Ivan Yarygin Sports Palace

Curling

Men

Play-off 4v5



SAT 9 MAR 2019  
Start Time 9:00

## Game Results

**NOTE**

Position and function for each team member:

4 = Fourth, 3 = Third, 2 = Second, 1 = Lead, **A** = Alternate, **S** = Skip, **V** = Vice-Skip

**LEGEND**

↻ Clockwise

↺ Counter-clockwise

LSFE(\*) Last Stone First End

X Unplayed/unfinished end due to concession

CURMTEAM4-----QUAL000102--\_73 1.0

Report Created SAT 9 MAR 2019 11:19

Page 2/2

Data Processing & Timing by MicroPlus – [www.microplustiming.com](http://www.microplustiming.com)





SUN 3 MAR 2019  
Start Time 14:00

### Game Results

Sheet	Game	Team	LSFE	1	2	3	4	5	6	7	8	9	10	Extra Ends	Total
A	1	CHN - People's Republic of China		0	0	1	0	1	1	0	1	0	X		4
	1	RUS - Russian Federation	*	0	2	0	2	0	0	2	0	2	X		8

CHN - People's Republic of China	
4 S	HU Chenwei
3 V	CAI Kaifan
2	TAO Zhiyu
1	YU Yizhe
A	LIU Huibin

RUS - Russian Federation	
4 S	BYSTROV Aleksandr
3 V	GORIACHEV Daniil
2	SHVEDOV Vadim
1	CHEREDNICHENKO Nikolai
A	ISLAMOVS Denis

Last Stone Draw		Distance
⌚	HU Chenwei	15.1cm
⌚	CAI Kaifan	199.6cm
<b>Total</b>		<b>214.7cm</b>

Last Stone Draw		Distance
⌚	SHVEDOV Vadim	103.7cm
⌚	BYSTROV Aleksandr	46.7cm
<b>Total</b>		<b>150.4cm</b>

Time remaining: 4 minutes 33 seconds

Time remaining: 7 minutes 50 seconds

Time-out: End 9 - CHN stone 7

**NOTE**  
Position and function for each team member:  
4 = Fourth, 3 = Third, 2 = Second, 1 = Lead, A = Alternate, S = Skip, V = Vice-Skip

**LEGEND**  
⌚ Clockwise      ⌚ Counter-clockwise      LSFE(\*) Last Stone First End  
X Unplayed/unfinished end due to concession





SUN 3 MAR 2019  
Start Time 14:00

### Game Results

Sheet	Game	Team	LSFE	1	2	3	4	5	6	7	8	9	10	Extra Ends	Total
B	1	CAN - Canada	*	0	1	0	2	1	0	3	2	X	X		9
	1	KOR - Republic of Korea		1	0	2	0	0	1	0	0	X	X		4

CAN - Canada		Shot Success Game
4 S	STURMAY Karsten	84%
3 V	STEINKE Tristan	72%
2	KENNEDY Chris	84%
1	VENANCE Glenn	77%
A	-	-
Team Total		79%

KOR - Republic of Korea		Shot Success Game
4 S	LEE JeongJae	62%
3 V	HWANG Hyeonjun	67%
2	JEONG ByeongJin	66%
1	LEE DongHyeong	84%
A	-	-
Team Total		70%

Last Stone Draw		Distance
☺	STURMAY Karsten	40.6cm
☹	VENANCE Glenn	8.4cm
<b>Total</b>		<b>49.0cm</b>

Last Stone Draw		Distance
☺	LEE JeongJae	34.8cm
☹	JEONG ByeongJin	26.1cm
<b>Total</b>		<b>60.9cm</b>

Time remaining: 8 minutes 54 seconds

Time remaining: 5 minutes 43 seconds

CAN - Canada		☺	☹	Game
4	STURMAY Karsten	Draws	7 96%	1 100% 8 97%
		Take-outs	3 50%	5 85% 8 72%
		Total	10 83%	6 88% 16 84%
3	STEINKE Tristan	Draws	4 63%	8 69% 12 67%
		Take-outs	4 88%	0 - 4 88%
		Total	8 75%	8 69% 16 72%
2	KENNEDY Chris	Draws	4 100%	4 81% 8 91%
		Take-outs	0 -	8 78% 8 78%
		Total	4 100%	12 79% 16 84%
1	VENANCE Glenn	Draws	4 63%	10 80% 14 75%
		Take-outs	0 -	2 88% 2 88%
		Total	4 63%	12 81% 16 77%
A -		Draws	0 -	0 - 0 -
		Take-outs	0 -	0 - 0 -
		Total	0 -	0 - 0 -
Team		Draws	19 83%	23 77% 42 80%
		Take-outs	7 71%	15 82% 22 78%
		Total	26 80%	38 79% 64 79%

KOR - Republic of Korea		☺	☹	Game
4	LEE JeongJae	Draws	6 58%	3 75% 9 64%
		Take-outs	4 50%	2 75% 6 58%
		Total	10 55%	5 75% 15 62%
3	HWANG Hyeonjun	Draws	3 83%	3 50% 6 67%
		Take-outs	7 64%	3 75% 10 68%
		Total	10 70%	6 63% 16 67%
2	JEONG ByeongJin	Draws	2 63%	1 75% 3 67%
		Take-outs	8 66%	5 65% 13 65%
		Total	10 65%	6 67% 16 66%
1	LEE DongHyeong	Draws	6 92%	9 83% 15 87%
		Take-outs	0 -	1 50% 1 50%
		Total	6 92%	10 80% 16 84%
A -		Draws	0 -	0 - 0 -
		Take-outs	0 -	0 - 0 -
		Total	0 -	0 - 0 -
Team		Draws	17 75%	16 75% 33 75%
		Take-outs	19 62%	11 68% 30 64%
		Total	36 68%	27 72% 63 70%





SUN 3 MAR 2019  
Start Time 14:00

### Game Results

**NOTE**  
Position and function for each team member:  
4 = Fourth, 3 = Third, 2 = Second, 1 = Lead, A = Alternate, S = Skip, V = Vice-Skip

**LEGEND**  
↻ Clockwise      ↺ Counter-clockwise      **LSFE(\*)** Last Stone First End  
X Unplayed/unfinished end due to concession





SUN 3 MAR 2019  
Start Time 14:00

### Game Results

Sheet	Game	Team	LSFE	1	2	3	4	5	6	7	8	9	10	Extra Ends	Total
C	1	GBR - United Kingdom		1	0	0	0	0	0	1	0	X	X		2
	1	USA - United States of America	*	0	1	1	1	1	3	0	1	X	X		8

GBR - United Kingdom	
4 S	WHYTE Ross
3 V	McFADZEAN Duncan
2	McCORMACK Ryan
1	McCALL Robin
A	CARSON Luke

USA - United States of America	
4 S	STOPERA Andrew
3 V	VIOLETTE Luc
2	FENSON Alex
1	FENSON Graem
A	-

Last Stone Draw		Distance
⌚	WHYTE Ross	21.5cm
⌚	McCALL Robin	192.5cm
<b>Total</b>		<b>214.0cm</b>

Last Stone Draw		Distance
⌚	STOPERA Andrew	34.7cm
⌚	FENSON Alex	129.1cm
<b>Total</b>		<b>163.8cm</b>

Time remaining: 8 minutes 29 seconds

Time remaining: 8 minutes 34 seconds

**NOTE**  
Position and function for each team member:  
4 = Fourth, 3 = Third, 2 = Second, 1 = Lead, A = Alternate, S = Skip, V = Vice-Skip

**LEGEND**  
⌚ Clockwise      ⌚ Counter-clockwise      LSFE(\*) Last Stone First End  
X Unplayed/unfinished end due to concession





SUN 3 MAR 2019  
Start Time 14:00

### Game Results

Sheet	Game	Team	LSFE	1	2	3	4	5	6	7	8	9	10	Extra Ends	Total
D	1	SWE - Sweden		0	1	4	0	1	0	1	1	0	X		8
	1	CZE - Czech Republic	*	2	0	0	0	0	1	0	0	1	X		4

SWE - Sweden	
4 S	NYMAN Fredrik
3 V	WRANAA Rasmus
2	SJOEBERG Axel
1	BAECK Max
A	-

CZE - Czech Republic	
4 S	VEDRAL Jaroslav
3 V	CERNOVSKY Marek
2	KRUPANSKY Krystof
1	KLIPA Lukas
A	VERNER David

Last Stone Draw	Distance
⌚ NYMAN Fredrik	127.1cm
⌚ BAECK Max	199.6cm
<b>Total</b>	<b>326.7cm</b>

Last Stone Draw	Distance
⌚ VEDRAL Jaroslav	53.1cm
⌚ KLIPA Lukas	199.6cm
<b>Total</b>	<b>252.7cm</b>

Time remaining: 13 minutes 23 seconds

Time remaining: 7 minutes 52 seconds

Time-out: End 8 - CZE stone 4

VEDRAL J left the game during end 3 without replacement and returned for end 4

**NOTE**  
Position and function for each team member:  
4 = Fourth, 3 = Third, 2 = Second, 1 = Lead, A = Alternate, S = Skip, V = Vice-Skip

**LEGEND**  
⌚ Clockwise      ⌚ Counter-clockwise      LSFE(\*) Last Stone First End  
X Unplayed/unfinished end due to concession





SUN 3 MAR 2019  
Start Time 14:00

### Game Results

Sheet	Game	Team	LSFE	1	2	3	4	5	6	7	8	9	10	Extra Ends	Total
E	1	NOR - Norway	*	2	0	0	0	1	0	2	0	0	X		5
	1	SUI - Switzerland		0	3	2	1	0	2	0	2	1	X		11

NOR - Norway	
4 S	RAMSFJELL Magnus
3	SESAKER Martin
2	RAMSFJELL Bendik
1 V	NEPSTAD Gaute
A	-

SUI - Switzerland	
4 S	SCHWALLER Yannick
3 V	BRUNNER Michael
2	MEIER Romano
1	KAEUFELER Marcel
A	GLOOR Simon

Last Stone Draw		Distance
⌚	RAMSFJELL Magnus	25.5cm
⌚	SESAKER Martin	25.0cm
<b>Total</b>		<b>50.5cm</b>

Last Stone Draw		Distance
⌚	SCHWALLER Yannick	36.9cm
⌚	MEIER Romano	19.4cm
<b>Total</b>		<b>56.3cm</b>

Time remaining: 4 minutes 51 seconds

Time remaining: 9 minutes 10 seconds

Time-out: End 7 - SUI stone 5

**NOTE**  
Position and function for each team member:  
4 = Fourth, 3 = Third, 2 = Second, 1 = Lead, A = Alternate, S = Skip, V = Vice-Skip

**LEGEND**  
⌚ Clockwise      ⌚ Counter-clockwise      LSFE(\*) Last Stone First End  
X Unplayed/unfinished end due to concession





MON 4 MAR 2019  
Start Time 9:00

### Game Results

Sheet	Game	Team	LSFE	1	2	3	4	5	6	7	8	9	10	Extra Ends	Total
A	2	KOR - Republic of Korea		0	1	1	0	3	0	0	1	0	0		6
	2	SWE - Sweden	*	1	0	0	2	0	1	1	0	0	2		7

KOR - Republic of Korea	
4 S	LEE JeongJae
3 V	HWANG Hyeonjun
2	JEONG ByeongJin
1	LEE DongHyeong
A	-

SWE - Sweden	
4 S	NYMAN Fredrik
3 V	WRANAA Rasmus
2	SJOEBERG Axel
1	BAECK Max
A	-

Last Stone Draw		Distance
⌚	LEE DongHyeong	78.1cm
⌚	HWANG Hyeonjun	199.6cm
<b>Total</b>		<b>277.7cm</b>

Last Stone Draw		Distance
⌚	SJOEBERG Axel	28.5cm
⌚	WRANAA Rasmus	60.6cm
<b>Total</b>		<b>89.1cm</b>

Time remaining: 0 minutes 33 seconds

Time-out: End 7 - KOR stone 6

Time remaining: 2 minutes 22 seconds

Time-out: End 7 - SWE stone 8

**NOTE**  
Position and function for each team member:  
4 = Fourth, 3 = Third, 2 = Second, 1 = Lead, A = Alternate, S = Skip, V = Vice-Skip

**LEGEND**  
⌚ Clockwise      ⌚ Counter-clockwise      LSFE(\*) Last Stone First End





MON 4 MAR 2019  
Start Time 9:00

### Game Results

Sheet	Game	Team	LSFE	1	2	3	4	5	6	7	8	9	10	Extra Ends	Total
B	2	RUS - Russian Federation		0	0	0	0	0	2	1	0	X	X		3
	2	CZE - Czech Republic	*	2	2	1	1	3	0	0	1	X	X		10

RUS - Russian Federation		Shot Success Game
4 S	BYSTROV Aleksandr	42%
3 V	GORIACHEV Daniil	59%
2	SHVEDOV Vadim	52%
1	CHEREDNICHENKO Nikolai	73%
A	ISLAMOV Denis	-
Team Total		57%

CZE - Czech Republic		Shot Success Game
4 S	VEDRAL Jaroslav	78%
3 V	CERNOVSKY Marek	84%
2	KRUPANSKY Krystof	83%
1	KLIPA Lukas	73%
A	VERNER David	-
Team Total		80%

Last Stone Draw		Distance
☺	GORIACHEV Daniil	11.1cm
☹	CHEREDNICHENKO Nikolai	199.6cm
<b>Total</b>		<b>210.7cm</b>

Last Stone Draw		Distance
☺	KRUPANSKY Krystof	35.7cm
☹	CERNOVSKY Marek	48.0cm
<b>Total</b>		<b>83.7cm</b>

Time remaining: 7 minutes 39 seconds

Time remaining: 9 minutes 36 seconds

RUS - Russian Federation		☺	☹	Game
4	BYSTROV Aleksandr	Draws 1 50%	6 38%	7 39%
		Take-outs 7 29%	2 100%	9 44%
		Total 8 31%	8 53%	16 42%
3	GORIACHEV Daniil	Draws 3 50%	5 60%	8 56%
		Take-outs 5 55%	3 75%	8 63%
		Total 8 53%	8 66%	16 59%
2	SHVEDOV Vadim	Draws 6 29%	3 83%	9 47%
		Take-outs 5 70%	2 25%	7 57%
		Total 11 48%	5 60%	16 52%
1	CHEREDNICHENKO Nikolai	Draws 7 71%	7 75%	14 73%
		Take-outs 2 75%	0 -	2 75%
		Total 9 72%	7 75%	16 73%
A	ISLAMOV Denis	Draws 0 -	0 -	0 -
		Take-outs 0 -	0 -	0 -
		Total 0 -	0 -	0 -
Team		Draws 17 51%	21 62%	38 57%
		Take-outs 19 51%	7 68%	26 56%
		Total 36 51%	28 63%	64 57%

CZE - Czech Republic		☺	☹	Game
4	VEDRAL Jaroslav	Draws 4 94%	3 67%	7 82%
		Take-outs 7 75%	2 75%	9 75%
		Total 11 82%	5 70%	16 78%
3	CERNOVSKY Marek	Draws 3 100%	3 67%	6 83%
		Take-outs 3 100%	7 79%	10 85%
		Total 6 100%	10 75%	16 84%
2	KRUPANSKY Krystof	Draws 1 100%	7 79%	8 81%
		Take-outs 5 90%	3 75%	8 84%
		Total 6 92%	10 78%	16 83%
1	KLIPA Lukas	Draws 1 100%	12 67%	13 69%
		Take-outs 1 100%	1 100%	2 100%
		Total 2 100%	13 69%	15 73%
A	VERNER David	Draws 0 -	0 -	0 -
		Take-outs 0 -	0 -	0 -
		Total 0 -	0 -	0 -
Team		Draws 9 97%	25 70%	34 77%
		Take-outs 16 86%	13 79%	29 83%
		Total 25 90%	38 73%	63 80%





MON 4 MAR 2019  
Start Time 9:00

### Game Results

Sheet	Game	Team	LSFE	1	2	3	4	5	6	7	8	9	10	Extra Ends	Total
C	2	NOR - Norway	*	2	0	3	1	0	0	3	0	X	X		9
	2	CHN - People's Republic of China		0	2	0	0	1	0	0	1	X	X		4

NOR - Norway	
4 S	RAMSFJELL Magnus
3	SESAKER Martin
2	RAMSFJELL Bendik
1 V	NEPSTAD Gaute
A	-

CHN - People's Republic of China	
4 S	HU Chenwei
3 V	CAI Kaifan
2	TAO Zhiyu
1	YU Yizhe
A	LIU Huibin

Last Stone Draw		Distance
↻	RAMSFJELL Bendik	9.4cm
↻	NEPSTAD Gaute	36.3cm
<b>Total</b>		<b>45.7cm</b>

Last Stone Draw		Distance
↻	HU Chenwei	27.6cm
↻	CAI Kaifan	199.6cm
<b>Total</b>		<b>227.2cm</b>

Time remaining: 13 minutes 22 seconds

Time remaining: 10 minutes 21 seconds

**NOTE**  
Position and function for each team member:  
4 = Fourth, 3 = Third, 2 = Second, 1 = Lead, A = Alternate, S = Skip, V = Vice-Skip

**LEGEND**  
↻ Clockwise      ↻ Counter-clockwise      LSFE(\*) Last Stone First End  
X Unplayed/unfinished end due to concession







MON 4 MAR 2019  
Start Time 9:00

### Game Results

Sheet	Game	Team	LSFE	1	2	3	4	5	6	7	8	9	10	Extra Ends	Total
D	2	SUI - Switzerland	*	1	1	1	1	0	3	0	3	X	X		10
	2	USA - United States of America		0	0	0	0	2	0	1	0	X	X		3

SUI - Switzerland	
4 S	SCHWALLER Yannick
3 V	BRUNNER Michael
2	MEIER Romano
1	KAEUFELER Marcel
A	GLOOR Simon

USA - United States of America	
4 S	STOPERA Andrew
3 V	VIOLETTE Luc
2	FENSON Alex
1	FENSON Graem
A	-

Last Stone Draw		Distance
↻	KAEUFELER Marcel	8.3cm
↺	BRUNNER Michael	18.6cm
<b>Total</b>		<b>26.9cm</b>

Last Stone Draw		Distance
↻	FENSON Graem	29.9cm
↺	VIOLETTE Luc	47.1cm
<b>Total</b>		<b>77.0cm</b>

Time remaining: 7 minutes 50 seconds

Time-out: End 8 - SUI stone 7

Time remaining: 7 minutes 16 seconds

Time-out: End 5 - USA stone 5

**NOTE**  
Position and function for each team member:  
4 = Fourth, 3 = Third, 2 = Second, 1 = Lead, A = Alternate, S = Skip, V = Vice-Skip

**LEGEND**  
↻ Clockwise      ↺ Counter-clockwise      LSFE(\*) Last Stone First End  
X Unplayed/unfinished end due to concession





MON 4 MAR 2019  
Start Time 9:00

### Game Results

Sheet	Game	Team	LSFE	1	2	3	4	5	6	7	8	9	10	Extra Ends	Total
E	2	CAN - Canada		0	0	2	0	1	0	3	0	X	X		6
	2	GBR - United Kingdom	*	2	2	0	2	0	4	0	2	X	X		12

CAN - Canada	
4 S	STURMAY Karsten
3 V	STEINKE Tristan
2	KENNEDY Chris
1	VENANCE Glenn
A	-

GBR - United Kingdom	
4 S	WHYTE Ross
3 V	McFADZEAN Duncan
2	McCORMACK Ryan
1	McCALL Robin
A	CARSON Luke

Last Stone Draw		Distance
↻	STEINKE Tristan	0.6cm
↻	KENNEDY Chris	199.6cm
<b>Total</b>		<b>200.2cm</b>

Last Stone Draw		Distance
↻	McFADZEAN Duncan	25.7cm
↻	McCORMACK Ryan	10.7cm
<b>Total</b>		<b>36.4cm</b>

Time remaining: 10 minutes 21 seconds

Time remaining: 10 minutes 11 seconds

**NOTE**  
Position and function for each team member:  
4 = Fourth, 3 = Third, 2 = Second, 1 = Lead, A = Alternate, S = Skip, V = Vice-Skip

**LEGEND**  
↻ Clockwise      ↻ Counter-clockwise      LSFE(\*) Last Stone First End  
X Unplayed/unfinished end due to concession





MON 4 MAR 2019  
Start Time 19:00

### Game Results

Sheet	Game	Team	LSFE	1	2	3	4	5	6	7	8	9	10	Extra Ends	Total
A	3	USA - United States of America		0	0	1	0	5	0	2	0	X	X		8
	3	CAN - Canada	*	3	3	0	1	0	5	0	1	X	X		13

USA - United States of America	
4 S	STOPERA Andrew
3 V	VIOLETTE Luc
2	FENSON Alex
1	FENSON Graem
A	-

CAN - Canada	
4 S	STURMAY Karsten
3 V	STEINKE Tristan
2	KENNEDY Chris
1	VENANCE Glenn
A	-

Last Stone Draw		Distance
↻	FENSON Alex	17.1cm
↺	STOPERA Andrew	90.9cm
<b>Total</b>		<b>108.0cm</b>

Last Stone Draw		Distance
↻	STURMAY Karsten	6.8cm
↺	VENANCE Glenn	6.6cm
<b>Total</b>		<b>13.4cm</b>

Time remaining: 6 minutes 37 seconds

Time remaining: 6 minutes 48 seconds

Time-out: End 6 - USA stone 8

**NOTE**  
Position and function for each team member:  
4 = Fourth, 3 = Third, 2 = Second, 1 = Lead, A = Alternate, S = Skip, V = Vice-Skip

**LEGEND**  
↻ Clockwise      ↺ Counter-clockwise      LSFE(\*) Last Stone First End  
X Unplayed/unfinished end due to concession





MON 4 MAR 2019  
Start Time 19:00

### Game Results

Sheet	Game	Team	LSFE	1	2	3	4	5	6	7	8	9	10	Extra Ends	Total
B	3	CHN - People's Republic of China		0	0	1	0	0	0	1	X	X	X		2
	3	SUI - Switzerland	*	2	1	0	2	1	3	0	X	X	X		9

CHN - People's Republic of China	
4 S	HU Chenwei
3 V	CAI Kaifan
2	TAO Zhiyu
1	YU Yizhe
A	LIU Huibin

SUI - Switzerland	
4 S	SCHWALLER Yannick
3 V	BRUNNER Michael
2	MEIER Romano
1	KAEUFELER Marcel
A	GLOOR Simon

Last Stone Draw		Distance
⌚	TAO Zhiyu	68.2cm
⌚	YU Yizhe	35.9cm
<b>Total</b>		<b>104.1cm</b>

Last Stone Draw		Distance
⌚	MEIER Romano	12.2cm
⌚	SCHWALLER Yannick	25.3cm
<b>Total</b>		<b>37.5cm</b>

Time remaining: 14 minutes 44 seconds

Time remaining: 17 minutes 26 seconds

**NOTE**  
Position and function for each team member:  
4 = Fourth, 3 = Third, 2 = Second, 1 = Lead, A = Alternate, S = Skip, V = Vice-Skip

**LEGEND**  
⌚ Clockwise      ⌚ Counter-clockwise      LSFE(\*) Last Stone First End  
X Unplayed/unfinished end due to concession





MON 4 MAR 2019  
Start Time 19:00

### Game Results

Sheet	Game	Team	LSFE	1	2	3	4	5	6	7	8	9	10	Extra Ends	Total
C	3	RUS - Russian Federation		0	1	0	0	1	0	0	2	0	0	1	5
	3	SWE - Sweden	*	1	0	1	0	0	1	0	0	0	1	0	4

RUS - Russian Federation		Shot Success Game
4 S	BYSTROV Aleksandr	72%
3 V	GORIACHEV Daniil	61%
2	SHVEDOV Vadim	69%
1	CHEREDNICHENKO Nikolai	76%
A	ISLAMOV Denis	-
Team Total		70%

SWE - Sweden		Shot Success Game
4 S	NYMAN Fredrik	61%
3 V	WRANAA Rasmus	82%
2	SJOEBERG Axel	78%
1	BAECK Max	88%
A	-	-
Team Total		77%

Last Stone Draw		Distance
☺	BYSTROV Aleksandr	115.1cm
☹	SHVEDOV Vadim	101.6cm
<b>Total</b>		<b>216.7cm</b>

Last Stone Draw		Distance
☺	NYMAN Fredrik	4.0cm
☹	BAECK Max	52.4cm
<b>Total</b>		<b>56.4cm</b>

Time remaining: 3 minutes 39 seconds  
1 minute 20 seconds (after extra end)

Time remaining: 2 minutes 44 seconds  
1 minute 21 seconds (after extra end)

Time-out: End 10 - RUS stone 8; End 11 - RUS stone 7

RUS - Russian Federation		☺	☹	Game	
4	BYSTROV Aleksandr	Draws 5 55%	5 75%	10 65%	
		Take-outs 6 71%	6 83%	12 77%	
		Total 11 64%	11 80%	22 72%	
3	GORIACHEV Daniil	Draws 4 44%	1 0%	5 35%	
		Take-outs 11 57%	6 92%	17 69%	
		Total 15 53%	7 79%	22 61%	
2	SHVEDOV Vadim	Draws 3 33%	5 50%	8 44%	
		Take-outs 9 89%	5 75%	14 84%	
		Total 12 75%	10 63%	22 69%	
1	CHEREDNICHENKO Nikolai	Draws 13 73%	7 79%	20 75%	
		Take-outs 1 75%	1 100%	2 88%	
		Total 14 73%	8 81%	22 76%	
A	ISLAMOV Denis	Draws 0 -	0 -	0 -	
		Take-outs 0 -	0 -	0 -	
		Total 0 -	0 -	0 -	
Team		Draws 25 60%	18 65%	43 62%	
		Take-outs 27 71%	18 85%	45 77%	
		Total 52 66%	36 75%	88 70%	

SWE - Sweden		☺	☹	Game	
4	NYMAN Fredrik	Draws 7 32%	7 75%	14 54%	
		Take-outs 3 67%	4 81%	7 75%	
		Total 10 43%	11 77%	21 61%	
3	WRANAA Rasmus	Draws 7 64%	6 88%	13 75%	
		Take-outs 5 100%	4 81%	9 92%	
		Total 12 79%	10 85%	22 82%	
2	SJOEBERG Axel	Draws 5 90%	9 72%	14 79%	
		Take-outs 5 85%	3 67%	8 78%	
		Total 10 88%	12 71%	22 78%	
1	BAECK Max	Draws 3 83%	16 88%	19 87%	
		Take-outs 0 -	3 92%	3 92%	
		Total 3 83%	19 88%	22 88%	
A	-	Draws 0 -	0 -	0 -	
		Take-outs 0 -	0 -	0 -	
		Total 0 -	0 -	0 -	
Team		Draws 22 63%	38 82%	60 75%	
		Take-outs 13 87%	14 80%	27 83%	
		Total 35 71%	52 81%	87 77%	



MON 4 MAR 2019  
Start Time 19:00

## Game Results

**NOTE**  
Position and function for each team member:  
4 = Fourth, 3 = Third, 2 = Second, 1 = Lead, A = Alternate, S = Skip, V = Vice-Skip

**LEGEND**  
↻ Clockwise      ↺ Counter-clockwise      LSFE(\*) Last Stone First End





MON 4 MAR 2019  
Start Time 19:00

### Game Results

Sheet	Game	Team	LSFE	1	2	3	4	5	6	7	8	9	10	Extra Ends	Total
D	3	GBR - United Kingdom		0	0	2	0	4	0	3	0	3	X		12
	3	NOR - Norway	*	3	1	0	1	0	1	0	2	0	X		8

GBR - United Kingdom	
4 S	WHYTE Ross
3 V	McFADZEAN Duncan
2	McCORMACK Ryan
1	McCALL Robin
A	CARSON Luke

NOR - Norway	
4 S	RAMSFJELL Magnus
3	SESAKER Martin
2	RAMSFJELL Bendik
1 V	NEPSTAD Gaute
A	-

Last Stone Draw	Distance
⌚ McCALL Robin	34.9cm
⌚ WHYTE Ross	53.6cm
<b>Total</b>	<b>88.5cm</b>

Last Stone Draw	Distance
⌚ SESAKER Martin	7.0cm
⌚ RAMSFJELL Magnus	20.9cm
<b>Total</b>	<b>27.9cm</b>

Time remaining: 2 minutes 29 seconds

Time remaining: 3 minutes 35 seconds

Time-out: End 9 - GBR stone 6

**NOTE**  
Position and function for each team member:  
4 = Fourth, 3 = Third, 2 = Second, 1 = Lead, A = Alternate, S = Skip, V = Vice-Skip

**LEGEND**  
⌚ Clockwise      ⌚ Counter-clockwise      LSFE(\*) Last Stone First End  
X Unplayed/unfinished end due to concession





MON 4 MAR 2019  
Start Time 19:00

### Game Results

Sheet	Game	Team	LSFE	1	2	3	4	5	6	7	8	9	10	Extra Ends	Total
E	3	KOR - Republic of Korea		1	0	2	0	0	0	1	0	X	X		4
	3	CZE - Czech Republic	*	0	4	0	2	1	2	0	1	X	X		10

KOR - Republic of Korea	
4 S	LEE JeongJae
3 V	HWANG Hyeonjun
2	JEONG ByeongJin
1	LEE DongHyeong
A	-

CZE - Czech Republic	
4 S	VEDRAL Jaroslav
3 V	CERNOVSKY Marek
2	KRUPANSKY Krystof
1	KLIPA Lukas
A	VERNER David

Last Stone Draw		Distance
⌚	JEONG ByeongJin	75.5cm
⌚	LEE JeongJae	11.7cm
<b>Total</b>		<b>87.2cm</b>

Last Stone Draw		Distance
⌚	KLIPA Lukas	27.1cm
⌚	VEDRAL Jaroslav	13.5cm
<b>Total</b>		<b>40.6cm</b>

Time remaining: 9 minutes 23 seconds

Time remaining: 9 minutes 11 seconds

**NOTE**  
Position and function for each team member:  
4 = Fourth, 3 = Third, 2 = Second, 1 = Lead, A = Alternate, S = Skip, V = Vice-Skip

**LEGEND**  
⌚ Clockwise      ⌚ Counter-clockwise      LSFE(\*) Last Stone First End  
X Unplayed/unfinished end due to concession







TUE 5 MAR 2019  
Start Time 14:00

### Game Results

Sheet	Game	Team	LSFE	1	2	3	4	5	6	7	8	9	10	Extra Ends	Total
A	4	CZE - Czech Republic	*	0	2	0	0	1	0	0	0	X	X		3
	4	NOR - Norway		5	0	1	3	0	0	1	1	X	X		11

CZE - Czech Republic	
4 S	VEDRAL Jaroslav
3 V	CERNOVSKY Marek
2	KRUPANSKY Krystof
1	KLIPA Lukas
A	VERNER David

NOR - Norway	
4 S	RAMSFJELL Magnus
3	SESAKER Martin
2	RAMSFJELL Bendik
1 V	NEPSTAD Gaute
A	-

Last Stone Draw		Distance
⌚	CERNOVSKY Marek	49.6cm
⌚	KRUPANSKY Krystof	44.0cm
<b>Total</b>		<b>93.6cm</b>

Last Stone Draw		Distance
⌚	NEPSTAD Gaute	67.8cm
⌚	RAMSFJELL Bendik	199.6cm
<b>Total</b>		<b>267.4cm</b>

Time remaining: 10 minutes 16 seconds

Time remaining: 12 minutes 38 seconds

**NOTE**  
Position and function for each team member:  
4 = Fourth, 3 = Third, 2 = Second, 1 = Lead, A = Alternate, S = Skip, V = Vice-Skip

**LEGEND**  
⌚ Clockwise      ⌚ Counter-clockwise      LSFE(\*) Last Stone First End  
X Unplayed/unfinished end due to concession





TUE 5 MAR 2019  
Start Time 14:00

### Game Results

Sheet	Game	Team	LSFE	1	2	3	4	5	6	7	8	9	10	Extra Ends	Total
B	4	GBR - United Kingdom	*	1	0	1	2	0	0	2	0	0	X		6
	4	SWE - Sweden		0	1	0	0	1	1	0	1	1	X		5

GBR - United Kingdom		Shot Success Game
4 S	WHYTE Ross	71%
3 V	McFADZEAN Duncan	73%
2	McCORMACK Ryan	90%
1	McCALL Robin	62%
A	CARSON Luke	-
Team Total		74%

SWE - Sweden		Shot Success Game
4 S	NYMAN Fredrik	65%
3 V	WRANAA Rasmus	80%
2	SJOEBERG Axel	70%
1	BAECK Max	80%
A	-	-
Team Total		74%

Last Stone Draw		Distance
☺	McCORMACK Ryan	61.4cm
☹	McFADZEAN Duncan	40.8cm
<b>Total</b>		<b>102.2cm</b>

Last Stone Draw		Distance
☺	SJOEBERG Axel	20.0cm
☹	WRANAA Rasmus	168.7cm
<b>Total</b>		<b>188.7cm</b>

Time remaining: 2 minutes 15 seconds

Time remaining: 4 minutes 59 seconds

Time-out: End 7 - GBR stone 7

GBR - United Kingdom		☺	☹	Game
4	WHYTE Ross	Draws	3 75%	3 67% 6 71%
		Take-outs	5 45%	8 88% 13 71%
		Total	8 56%	11 82% 19 71%
3	McFADZEAN Duncan	Draws	4 63%	1 100% 5 70%
		Take-outs	5 65%	10 78% 15 73%
		Total	9 64%	11 80% 20 73%
2	McCORMACK Ryan	Draws	4 94%	0 - 4 94%
		Take-outs	8 91%	8 88% 16 89%
		Total	12 92%	8 88% 20 90%
1	McCALL Robin	Draws	16 69%	2 0% 18 61%
		Take-outs	1 75%	0 - 1 75%
		Total	17 69%	2 0% 19 62%
A	CARSON Luke	Draws	0 - 0 - 0 -	
		Take-outs	0 - 0 - 0 -	
		Total	0 - 0 - 0 -	
Team		Draws	27 72%	6 50% 33 68%
		Take-outs	19 71%	26 84% 45 78%
		Total	46 72%	32 77% 78 74%

SWE - Sweden		☺	☹	Game
4	NYMAN Fredrik	Draws	11 64%	6 67% 17 65%
		Take-outs	1 0%	2 100% 3 67%
		Total	12 58%	8 75% 20 65%
3	WRANAA Rasmus	Draws	6 100%	6 83% 12 92%
		Take-outs	4 56%	4 69% 8 63%
		Total	10 83%	10 78% 20 80%
2	SJOEBERG Axel	Draws	9 61%	7 71% 16 66%
		Take-outs	2 88%	2 88% 4 88%
		Total	11 66%	9 75% 20 70%
1	BAECK Max	Draws	3 67%	17 82% 20 80%
		Take-outs	0 - 0 - 0 -	
		Total	3 67%	17 82% 20 80%
A	-	Draws	0 - 0 - 0 -	
		Take-outs	0 - 0 - 0 -	
		Total	0 - 0 - 0 -	
Team		Draws	29 71%	36 78% 65 75%
		Take-outs	7 57%	8 81% 15 70%
		Total	36 68%	44 78% 80 74%



Ivan Yarygin Sports Palace

Curling

Men

Round Robin Session 4 - Sheet B



TUE 5 MAR 2019  
Start Time 14:00

## Game Results

**NOTE**  
Position and function for each team member:  
**4** = Fourth, **3** = Third, **2** = Second, **1** = Lead, **A** = Alternate, **S** = Skip, **V** = Vice-Skip

**LEGEND**  
 Clockwise     
 Counter-clockwise     
**LSFE(\*)** Last Stone First End  
**X** Unplayed/unfinished end due to concession





TUE 5 MAR 2019  
Start Time 14:00

### Game Results

Sheet	Game	Team	LSFE	1	2	3	4	5	6	7	8	9	10	Extra	Ends	Total
C	4	SUI - Switzerland	*	1	0	0	0	3	0	2	0	0	0			6
	4	KOR - Republic of Korea		0	1	1	1	0	1	0	2	1	1			8

SUI - Switzerland	
4 S	SCHWALLER Yannick
3 V	BRUNNER Michael
2	MEIER Romano
1	KAEUFELER Marcel
A	GLOOR Simon

KOR - Republic of Korea	
4 S	LEE JeongJae
3 V	HWANG Hyeonjun
2	JEONG ByeongJin
1	LEE DongHyeong
A	-

Last Stone Draw		Distance
↻	BRUNNER Michael	57.0cm
↻	KAEUFELER Marcel	41.3cm
<b>Total</b>		<b>98.3cm</b>
Time remaining: 1 minute 38 seconds		
Time-out: End 7 - SUI stone 3		

Last Stone Draw		Distance
↻	HWANG Hyeonjun	54.6cm
↻	JEONG ByeongJin	187.6cm
<b>Total</b>		<b>242.2cm</b>
Time remaining: 2 minutes 22 seconds		
Time-out: End 8 - KOR stone 5		

**NOTE**  
Position and function for each team member:  
4 = Fourth, 3 = Third, 2 = Second, 1 = Lead, A = Alternate, S = Skip, V = Vice-Skip

**LEGEND**  
↻ Clockwise      ↻ Counter-clockwise      **LSFE(\*)** Last Stone First End





TUE 5 MAR 2019  
Start Time 14:00

### Game Results

Sheet	Game	Team	LSFE	1	2	3	4	5	6	7	8	9	10	Extra Ends	Total
D	4	USA - United States of America	*	0	0	0	0	3	0	1	0	1	0		5
	4	CHN - People's Republic of China		0	0	2	2	0	0	0	1	0	1		6

USA - United States of America		Shot Success Game
4 S	STOPERA Andrew	78%
3 V	VIOLETTE Luc	73%
2	FENSON Alex	81%
1	FENSON Graem	88%
A	-	-
Team Total		80%

CHN - People's Republic of China		Shot Success Game
4 S	HU Chenwei	78%
3 V	CAI Kaifan	64%
2	TAO Zhiyu	78%
1	YU Yizhe	64%
A	LIU Huibin	-
Team Total		71%

Last Stone Draw		Distance
☺	VIOLETTE Luc	41.9cm
☹	FENSON Graem	26.4cm
<b>Total</b>		<b>68.3cm</b>

Last Stone Draw		Distance
☺	CAI Kaifan	96.2cm
☹	HU Chenwei	43.3cm
<b>Total</b>		<b>139.5cm</b>

Time remaining: 4 minutes 11 seconds

Time remaining: 3 minutes 57 seconds

Time-out: End 10 - USA stone 7

Time-out: End 8 - CHN stone 7

USA - United States of America	☺	☹	Game
4 STOPERA Andrew	Draws	5 85%	6 63% 11 73%
	Take-outs	6 79%	3 92% 9 83%
	Total	11 82%	9 72% 20 78%
3 VIOLETTE Luc	Draws	6 67%	7 71% 13 69%
	Take-outs	4 75%	3 83% 7 79%
	Total	10 70%	10 75% 20 73%
2 FENSON Alex	Draws	8 88%	6 79% 14 84%
	Take-outs	2 75%	4 75% 6 75%
	Total	10 85%	10 78% 20 81%
1 FENSON Graem	Draws	14 89%	2 100% 16 91%
	Take-outs	3 67%	1 100% 4 75%
	Total	17 85%	3 100% 20 88%
A -	Draws	0 -	0 - 0 -
	Take-outs	0 -	0 - 0 -
	Total	0 -	0 - 0 -
Team	Draws	33 84%	21 74% 54 80%
	Take-outs	15 75%	11 84% 26 79%
	Total	48 81%	32 77% 80 80%

CHN - People's Republic of China	☺	☹	Game
4 HU Chenwei	Draws	3 67%	2 100% 5 80%
	Take-outs	7 75%	7 79% 14 77%
	Total	10 73%	9 83% 19 78%
3 CAI Kaifan	Draws	0 -	1 0% 1 0%
	Take-outs	7 75%	12 63% 19 67%
	Total	7 75%	13 58% 20 64%
2 TAO Zhiyu	Draws	1 0%	2 25% 3 17%
	Take-outs	8 91%	9 86% 17 88%
	Total	9 81%	11 75% 20 78%
1 YU Yizhe	Draws	9 72%	7 75% 16 73%
	Take-outs	1 100%	3 0% 4 25%
	Total	10 75%	10 53% 20 64%
A LIU Huibin	Draws	0 -	0 - 0 -
	Take-outs	0 -	0 - 0 -
	Total	0 -	0 - 0 -
Team	Draws	13 65%	12 65% 25 65%
	Take-outs	23 82%	31 67% 54 73%
	Total	36 76%	43 66% 79 71%



TUE 5 MAR 2019  
 Start Time 14:00

**Game Results**

**NOTE**  
 Position and function for each team member:  
 4 = Fourth, 3 = Third, 2 = Second, 1 = Lead, A = Alternate, S = Skip, V = Vice-Skip

**LEGEND**  
 ↻ Clockwise                                  ↺ Counter-clockwise                                  LSFE(\*) Last Stone First End





TUE 5 MAR 2019  
Start Time 14:00

### Game Results

Sheet	Game	Team	LSFE	1	2	3	4	5	6	7	8	9	10	Extra	Ends	Total
E	4	RUS - Russian Federation	*	0	1	0	0	0	2	0	0	3	0			6
	4	CAN - Canada		0	0	0	2	0	0	1	1	0	1			5

RUS - Russian Federation	
4 S	BYSTROV Aleksandr
3 V	GORIACHEV Daniil
2	SHVEDOV Vadim
1	CHEREDNICHENKO Nikolai
A	ISLAMOV Denis

CAN - Canada	
4 S	STURMAY Karsten
3 V	STEINKE Tristan
2	KENNEDY Chris
1	VENANCE Glenn
A	-

Last Stone Draw		Distance
⌚	CHEREDNICHENKO Nikolai	28.2cm
⌚	GORIACHEV Daniil	108.9cm
<b>Total</b>		<b>137.1cm</b>

Last Stone Draw		Distance
⌚	STEINKE Tristan	46.5cm
⌚	KENNEDY Chris	199.6cm
<b>Total</b>		<b>246.1cm</b>

Time remaining: 1 minute 17 seconds

Time remaining: 0 minutes 12 seconds

Time-out: End 9 - RUS stone 7

Time-out: End 8 - CAN stone 6

**NOTE**  
Position and function for each team member:  
4 = Fourth, 3 = Third, 2 = Second, 1 = Lead, A = Alternate, S = Skip, V = Vice-Skip

**LEGEND**  
⌚ Clockwise      ⌚ Counter-clockwise      LSFE(\*) Last Stone First End





WED 6 MAR 2019  
Start Time 9:00

### Game Results

Sheet	Game	Team	LSFE	1	2	3	4	5	6	7	8	9	10	Extra Ends	Total
A	5	GBR - United Kingdom		1	0	0	1	1	0	3	1	X	X		7
	5	KOR - Republic of Korea	*	0	0	1	0	0	1	0	0	X	X		2

GBR - United Kingdom	
4 S	WHYTE Ross
3 V	McFADZEAN Duncan
2	CARSON Luke
1	McCORMACK Ryan
A	McCALL Robin

KOR - Republic of Korea	
4 S	LEE JeongJae
3 V	HWANG Hyeonjun
2	JEONG ByeongJin
1	LEE DongHyeong
A	-

Last Stone Draw		Distance
↻	WHYTE Ross	80.2cm
↻	CARSON Luke	181.8cm
<b>Total</b>		<b>262.0cm</b>

Last Stone Draw		Distance
↻	LEE JeongJae	24.2cm
↻	JEONG ByeongJin	36.5cm
<b>Total</b>		<b>60.7cm</b>

Time remaining: 6 minutes 9 seconds

Time remaining: 5 minutes 30 seconds

Time-out: End 8 - KOR stone 6

**NOTE**  
Position and function for each team member:  
4 = Fourth, 3 = Third, 2 = Second, 1 = Lead, A = Alternate, S = Skip, V = Vice-Skip

**LEGEND**  
↻ Clockwise      ↻ Counter-clockwise      **LSFE(\*)** Last Stone First End  
X Unplayed/unfinished end due to concession







WED 6 MAR 2019  
Start Time 9:00

### Game Results

Sheet	Game	Team	LSFE	1	2	3	4	5	6	7	8	9	10	Extra Ends	Total
B	5	NOR - Norway	*	0	5	1	4	0	1	X	X	X	X		11
	5	RUS - Russian Federation		0	0	0	0	2	0	X	X	X	X		2

NOR - Norway		Shot Success Game
4 S	RAMSFJELL Magnus	81%
3	SESAKER Martin	79%
2	RAMSFJELL Bendik	88%
1 V	NEPSTAD Gaute	77%
A	-	-
Team Total		81%

RUS - Russian Federation		Shot Success Game
4 S	BYSTROV Aleksandr	48%
3 V	GORIACHEV Daniil	73%
2	SHVEDOV Vadim	54%
1	CHEREDNICHENKO Nikolai	92%
A	ISLAMOVS Denis	-
Team Total		67%

Last Stone Draw		Distance
☺	NEPSTAD Gaute	27.7cm
☹	SESAKER Martin	15.6cm
<b>Total</b>		<b>43.3cm</b>

Last Stone Draw		Distance
☺	SHVEDOV Vadim	199.6cm
☹	BYSTROV Aleksandr	50.0cm
<b>Total</b>		<b>249.6cm</b>

Time remaining: 19 minutes 4 seconds

Time remaining: 17 minutes 57 seconds

NOR - Norway		☺	☹	Game
4	RAMSFJELL Magnus	Draws	3 33%	2 100% 5 60%
		Take-outs	2 100%	5 95% 7 96%
		Total	5 60%	7 96% 12 81%
3	SESAKER Martin	Draws	2 88%	1 75% 3 83%
		Take-outs	6 83%	3 67% 9 78%
		Total	8 84%	4 69% 12 79%
2	RAMSFJELL Bendik	Draws	3 100%	1 100% 4 100%
		Take-outs	5 95%	3 58% 8 81%
		Total	8 97%	4 69% 12 88%
1	NEPSTAD Gaute	Draws	3 50%	6 88% 9 75%
		Take-outs	2 75%	1 100% 3 83%
		Total	5 60%	7 89% 12 77%
A -		Draws	0 -	0 - 0 -
		Take-outs	0 -	0 - 0 -
		Total	0 -	0 - 0 -
Team		Draws	11 66%	10 90% 21 77%
		Take-outs	15 88%	12 79% 27 84%
		Total	26 79%	22 84% 48 81%

RUS - Russian Federation		☺	☹	Game
4	BYSTROV Aleksandr	Draws	6 63%	4 38% 10 53%
		Take-outs	1 0%	1 50% 2 25%
		Total	7 54%	5 40% 12 48%
3	GORIACHEV Daniil	Draws	2 75%	4 75% 6 75%
		Take-outs	5 75%	1 50% 6 71%
		Total	7 75%	5 70% 12 73%
2	SHVEDOV Vadim	Draws	3 75%	4 56% 7 64%
		Take-outs	5 40%	0 - 5 40%
		Total	8 53%	4 56% 12 54%
1	CHEREDNICHENKO Nikolai	Draws	7 93%	4 88% 11 91%
		Take-outs	0 -	1 100% 1 100%
		Total	7 93%	5 90% 12 92%
A	ISLAMOVS Denis	Draws	0 -	0 - 0 -
		Take-outs	0 -	0 - 0 -
		Total	0 -	0 - 0 -
Team		Draws	18 78%	16 64% 34 71%
		Take-outs	11 52%	3 67% 14 55%
		Total	29 68%	19 64% 48 67%



WED 6 MAR 2019  
Start Time 9:00

### Game Results

**NOTE**  
Position and function for each team member:  
4 = Fourth, 3 = Third, 2 = Second, 1 = Lead, **A** = Alternate, **S** = Skip, **V** = Vice-Skip

**LEGEND**  
 Clockwise                      Counter-clockwise                      **LSFE(\*)** Last Stone First End  
**X** Unplayed/unfinished end due to concession





WED 6 MAR 2019  
Start Time 9:00

### Game Results

Sheet	Game	Team	LSFE	1	2	3	4	5	6	7	8	9	10	Extra Ends	Total
C	5	CHN - People's Republic of China		0	2	0	0	0	2	0	0	0	X		4
	5	CZE - Czech Republic	*	4	0	0	2	1	0	0	1	1	X		9

CHN - People's Republic of China	
4 S	HU Chenwei
3 V	CAI Kaifan
2	TAO Zhiyu
1	LIU Huibin
A	YU Yizhe

CZE - Czech Republic	
4 S	VEDRAL Jaroslav
3 V	CERNOVSKY Marek
2	KRUPANSKY Krystof
1	KLIPA Lukas
A	VERNER David

Last Stone Draw	Distance
⌚ TAO Zhiyu	199.6cm
⌚ LIU Huibin	182.5cm
<b>Total</b>	<b>382.1cm</b>

Last Stone Draw	Distance
⌚ VEDRAL Jaroslav	31.6cm
⌚ KLIPA Lukas	91.5cm
<b>Total</b>	<b>123.1cm</b>

Time remaining: 10 minutes 46 seconds

Time remaining: 16 minutes 41 seconds

**NOTE**  
Position and function for each team member:  
4 = Fourth, 3 = Third, 2 = Second, 1 = Lead, A = Alternate, S = Skip, V = Vice-Skip

**LEGEND**  
⌚ Clockwise      ⌚ Counter-clockwise      LSFE(\*) Last Stone First End  
X Unplayed/unfinished end due to concession





WED 6 MAR 2019  
Start Time 9:00

### Game Results

Sheet	Game	Team	LSFE	1	2	3	4	5	6	7	8	9	10	Extra Ends	Total
D	5	CAN - Canada		0	2	0	2	0	2	1	0	3	1		11
	5	SUI - Switzerland	*	2	0	1	0	2	0	0	2	0	0		7

CAN - Canada		Shot Success Game
4 S	STURMAY Karsten	90%
3 V	STEINKE Tristan	80%
2	KENNEDY Chris	70%
1	VENANCE Glenn	90%
A	-	-
Team Total		83%

SUI - Switzerland		Shot Success Game
4 S	SCHWALLER Yannick	68%
3 V	BRUNNER Michael	71%
2	MEIER Romano	76%
1	KAEUFELER Marcel	90%
A	GLOOR Simon	-
Team Total		76%

Last Stone Draw		Distance
☺	VENANCE Glenn	192.9cm
☹	STURMAY Karsten	35.3cm
<b>Total</b>		<b>228.2cm</b>

Last Stone Draw		Distance
☺	SCHWALLER Yannick	40.3cm
☹	MEIER Romano	21.5cm
<b>Total</b>		<b>61.8cm</b>

Time remaining: 0 minutes 42 seconds

Time remaining: 0 minutes 10 seconds

Time-out: End 9 - CAN stone 6

Time-out: End 7 - SUI stone 6

CAN - Canada		☺	☹	Game
4	STURMAY Karsten	Draws	5 95%	6 100% 11 98%
		Take-outs	8 78%	1 100% 9 81%
		Total	13 85%	7 100% 20 90%
3	STEINKE Tristan	Draws	8 72%	1 75% 9 72%
		Take-outs	7 82%	4 94% 11 86%
		Total	15 77%	5 90% 20 80%
2	KENNEDY Chris	Draws	12 79%	0 - 12 79%
		Take-outs	7 54%	1 75% 8 56%
		Total	19 70%	1 75% 20 70%
1	VENANCE Glenn	Draws	18 89%	2 100% 20 90%
		Take-outs	0 - 0 - 0 -	
		Total	18 89%	2 100% 20 90%
A -		Draws	0 - 0 - 0 -	
		Take-outs	0 - 0 - 0 -	
		Total	0 - 0 - 0 -	
Team		Draws	43 84%	9 97% 52 86%
		Take-outs	22 72%	6 92% 28 76%
		Total	65 80%	15 95% 80 83%

SUI - Switzerland		☺	☹	Game
4	SCHWALLER Yannick	Draws	9 69%	3 92% 12 75%
		Take-outs	4 63%	4 50% 8 56%
		Total	13 67%	7 68% 20 68%
3	BRUNNER Michael	Draws	8 63%	4 81% 12 69%
		Take-outs	5 90%	3 50% 8 75%
		Total	13 73%	7 68% 20 71%
2	MEIER Romano	Draws	6 83%	4 56% 10 73%
		Take-outs	7 82%	3 75% 10 80%
		Total	13 83%	7 64% 20 76%
1	KAEUFELER Marcel	Draws	15 93%	3 67% 18 89%
		Take-outs	1 100%	1 100% 2 100%
		Total	16 94%	4 75% 20 90%
A	GLOOR Simon	Draws	0 - 0 - 0 -	
		Take-outs	0 - 0 - 0 -	
		Total	0 - 0 - 0 -	
Team		Draws	38 80%	14 73% 52 78%
		Take-outs	17 81%	11 61% 28 73%
		Total	55 80%	25 68% 80 76%



WED 6 MAR 2019  
Start Time 9:00

### Game Results

**NOTE**  
Position and function for each team member:  
4 = Fourth, 3 = Third, 2 = Second, 1 = Lead, A = Alternate, S = Skip, V = Vice-Skip

**LEGEND**  
↻ Clockwise      ↺ Counter-clockwise      **LSFE(\*)** Last Stone First End





WED 6 MAR 2019  
Start Time 9:00

### Game Results

Sheet	Game	Team	LSFE	1	2	3	4	5	6	7	8	9	10	Extra Ends	Total
E	5	SWE - Sweden	*	1	0	1	0	0	3	0	2	1	X		8
	5	USA - United States of America		0	1	0	3	0	0	1	0	0	X		5

SWE - Sweden	
4 S	NYMAN Fredrik
3 V	WRANAA Rasmus
2	SJOEBERG Axel
1	BAECK Max
A	-

USA - United States of America	
4 S	STOPERA Andrew
3 V	VIOLETTE Luc
2	FENSON Alex
1	FENSON Graem
A	-

Last Stone Draw		Distance
↻	BAECK Max	38.7cm
↺	NYMAN Fredrik	15.2cm
<b>Total</b>		<b>53.9cm</b>

Last Stone Draw		Distance
↻	STOPERA Andrew	34.5cm
↺	FENSON Alex	100.6cm
<b>Total</b>		<b>135.1cm</b>

Time remaining: 1 minute 28 seconds

Time remaining: 1 minute 57 seconds

Time-out: End 8 - USA stone 8

**NOTE**  
Position and function for each team member:  
4 = Fourth, 3 = Third, 2 = Second, 1 = Lead, A = Alternate, S = Skip, V = Vice-Skip

**LEGEND**  
↻ Clockwise      ↺ Counter-clockwise      **LSFE(\*)** Last Stone First End  
X Unplayed/unfinished end due to concession





WED 6 MAR 2019  
Start Time 19:00

### Game Results

Sheet	Game	Team	LSFE	1	2	3	4	5	6	7	8	9	10	Extra Ends	Total
A	6	NOR - Norway	*	0	0	2	0	1	0	1	0	2	0		6
	6	USA - United States of America		3	0	0	2	0	0	0	1	0	3		9

NOR - Norway	
4 S	RAMSFJELL Magnus
3	SESAKER Martin
2	RAMSFJELL Bendik
1 V	NEPSTAD Gaute
A	-

USA - United States of America	
4 S	STOPERA Andrew
3 V	VIOLETTE Luc
2	FENSON Alex
1	FENSON Graem
A	-

Last Stone Draw		Distance
↻	RAMSFJELL Bendik	61.9cm
↻	RAMSFJELL Magnus	39.2cm
<b>Total</b>		<b>101.1cm</b>

Last Stone Draw		Distance
↻	FENSON Graem	44.1cm
↻	VIOLETTE Luc	69.8cm
<b>Total</b>		<b>113.9cm</b>

Time remaining: 1 minute 19 seconds

Time remaining: 1 minute 6 seconds

Time-out: End 8 - NOR stone 8

Time-out: End 10 - USA stone 7

**NOTE**  
Position and function for each team member:  
4 = Fourth, 3 = Third, 2 = Second, 1 = Lead, A = Alternate, S = Skip, V = Vice-Skip

**LEGEND**  
↻ Clockwise      ↻ Counter-clockwise      LSFE(\*) Last Stone First End





WED 6 MAR 2019  
Start Time 19:00

### Game Results

Sheet	Game	Team	LSFE	1	2	3	4	5	6	7	8	9	10	Extra Ends	Total
B	6	KOR - Republic of Korea	*	1	0	2	0	0	0	3	0	5	X		11
	6	CHN - People's Republic of China		0	1	0	0	1	0	0	1	0	X		3

KOR - Republic of Korea		Shot Success Game
4 S	LEE JeongJae	91%
3 V	HWANG Hyeonjun	94%
2	JEONG ByeongJin	88%
1	LEE DongHyeong	94%
A	-	-
Team Total		92%

CHN - People's Republic of China		Shot Success Game
4 S	HU Chenwei	69%
3	TAO Zhiyu	58%
2 V	CAI Kaifan	58%
1	YU Yizhe	68%
A	LIU Huibin	-
Team Total		64%

Last Stone Draw		Distance
☺	HWANG Hyeonjun	33.0cm
☹	LEE DongHyeong	43.8cm
<b>Total</b>		<b>76.8cm</b>

Last Stone Draw		Distance
☺	YU Yizhe	134.4cm
☹	HU Chenwei	199.6cm
<b>Total</b>		<b>334.0cm</b>

Time remaining: 10 minutes 50 seconds

Time remaining: 10 minutes 18 seconds

Time-out: End 8 - KOR stone 4

Time-out: End 9 - CHN stone 8

KOR - Republic of Korea		☺	☹	Game
4	LEE JeongJae	Draws 4 100%	5 90%	9 94%
		Take-outs 3 100%	5 80%	8 88%
		Total 7 100%	10 85%	17 91%
3	HWANG Hyeonjun	Draws 3 83%	4 100%	7 93%
		Take-outs 3 100%	8 94%	11 95%
		Total 6 92%	12 96%	18 94%
2	JEONG ByeongJin	Draws 6 83%	3 83%	9 83%
		Take-outs 5 85%	4 100%	9 92%
		Total 11 84%	7 93%	18 88%
1	LEE DongHyeong	Draws 10 100%	4 100%	14 100%
		Take-outs 3 67%	1 100%	4 75%
		Total 13 92%	5 100%	18 94%
A -		Draws 0 -	0 -	0 -
		Take-outs 0 -	0 -	0 -
		Total 0 -	0 -	0 -
Team		Draws 23 93%	16 94%	39 94%
		Take-outs 14 88%	18 92%	32 90%
		Total 37 91%	34 93%	71 92%

CHN - People's Republic of China		☺	☹	Game
4	HU Chenwei	Draws 1 0%	2 38%	3 25%
		Take-outs 5 70%	10 83%	15 78%
		Total 6 58%	12 75%	18 69%
3	TAO Zhiyu	Draws 2 63%	1 0%	3 42%
		Take-outs 12 54%	3 92%	15 62%
		Total 14 55%	4 69%	18 58%
2	CAI Kaifan	Draws 3 67%	3 33%	6 50%
		Take-outs 5 50%	7 71%	12 63%
		Total 8 56%	10 60%	18 58%
1	YU Yizhe	Draws 7 71%	6 88%	13 79%
		Take-outs 3 50%	2 25%	5 40%
		Total 10 65%	8 72%	18 68%
A LIU Huibin		Draws 0 -	0 -	0 -
		Take-outs 0 -	0 -	0 -
		Total 0 -	0 -	0 -
Team		Draws 13 63%	12 58%	25 61%
		Take-outs 25 56%	22 75%	47 65%
		Total 38 59%	34 69%	72 64%





WED 6 MAR 2019  
Start Time 19:00

### Game Results

**NOTE**  
Position and function for each team member:  
4 = Fourth, 3 = Third, 2 = Second, 1 = Lead, A = Alternate, S = Skip, V = Vice-Skip

**LEGEND**  
↻ Clockwise      ↺ Counter-clockwise      **LSFE(\*)** Last Stone First End  
X Unplayed/unfinished end due to concession





WED 6 MAR 2019  
Start Time 19:00

### Game Results

Sheet	Game	Team	LSFE	1	2	3	4	5	6	7	8	9	10	Extra Ends	Total
C	6	SWE - Sweden		0	0	2	0	1	0	0	0	X	X		3
	6	CAN - Canada	*	2	1	0	2	0	0	1	2	X	X		8

SWE - Sweden	
4 S	NYMAN Fredrik
3 V	WRANAA Rasmus
2	SJOEBERG Axel
1	BAECK Max
A	-

CAN - Canada	
4 S	STURMAY Karsten
3 V	STEINKE Tristan
2	KENNEDY Chris
1	VENANCE Glenn
A	-

Last Stone Draw		Distance
⌚	WRANAA Rasmus	27.3cm
⌚	SJOEBERG Axel	53.5cm
<b>Total</b>		<b>80.8cm</b>

Last Stone Draw		Distance
⌚	KENNEDY Chris	27.2cm
⌚	STEINKE Tristan	29.0cm
<b>Total</b>		<b>56.2cm</b>

Time remaining: 7 minutes 20 seconds

Time remaining: 9 minutes 16 seconds

Time-out: End 7 - SWE stone 7

**NOTE**  
Position and function for each team member:  
4 = Fourth, 3 = Third, 2 = Second, 1 = Lead, A = Alternate, S = Skip, V = Vice-Skip

**LEGEND**  
⌚ Clockwise      ⌚ Counter-clockwise      LSFE(\*) Last Stone First End  
X Unplayed/unfinished end due to concession





WED 6 MAR 2019  
Start Time 19:00

### Game Results

Sheet	Game	Team	LSFE	1	2	3	4	5	6	7	8	9	10	Extra Ends	Total
D	6	CZE - Czech Republic		1	0	1	0	2	0	1	0	1	0		6
	6	GBR - United Kingdom	*	0	2	0	1	0	1	0	2	0	1		7

CZE - Czech Republic		Shot Success Game
4 S	VEDRAL Jaroslav	86%
3 V	CERNOVSKY Marek	76%
2	KRUPANSKY Krystof	86%
1	KLIPA Lukas	90%
A	VERNER David	-
Team Total		85%

GBR - United Kingdom		Shot Success Game
4 S	WHYTE Ross	74%
3 V	McFADZEAN Duncan	74%
2	CARSON Luke	91%
1	McCALL Robin	79%
A	McCORMACK Ryan	-
Team Total		79%

Last Stone Draw		Distance
☺	KRUPANSKY Krystof	144.5cm
☹	CERNOVSKY Marek	49.6cm
<b>Total</b>		<b>194.1cm</b>

Last Stone Draw		Distance
☺	CARSON Luke	42.0cm
☹	McFADZEAN Duncan	17.7cm
<b>Total</b>		<b>59.7cm</b>

Time remaining: 1 minute 18 seconds

Time remaining: 1 minute 56 seconds

Time-out: End 9 - CZE stone 7

Time-out: End 9 - GBR stone 6

CZE - Czech Republic		☺	☹	Game
4	VEDRAL Jaroslav	Draws 4 81%	7 93%	11 89%
		Take-outs 5 90%	4 75%	9 83%
		Total 9 86%	11 86%	20 86%
3	CERNOVSKY Marek	Draws 3 83%	2 100%	5 90%
		Take-outs 3 75%	12 71%	15 72%
		Total 6 79%	14 75%	20 76%
2	KRUPANSKY Krystof	Draws 5 95%	5 95%	10 95%
		Take-outs 3 75%	7 79%	10 78%
		Total 8 88%	12 85%	20 86%
1	KLIPA Lukas	Draws 5 90%	15 90%	20 90%
		Take-outs 0 -	0 -	0 -
		Total 5 90%	15 90%	20 90%
A	VERNER David	Draws 0 -	0 -	0 -
		Take-outs 0 -	0 -	0 -
		Total 0 -	0 -	0 -
Team		Draws 17 88%	29 92%	46 91%
		Take-outs 11 82%	23 74%	34 76%
		Total 28 86%	52 84%	80 85%

GBR - United Kingdom		☺	☹	Game
4	WHYTE Ross	Draws 3 83%	1 25%	4 69%
		Take-outs 5 65%	11 80%	16 75%
		Total 8 72%	12 75%	20 74%
3	McFADZEAN Duncan	Draws 6 75%	4 69%	10 73%
		Take-outs 7 79%	3 67%	10 75%
		Total 13 77%	7 68%	20 74%
2	CARSON Luke	Draws 4 100%	6 88%	10 93%
		Take-outs 4 100%	6 83%	10 90%
		Total 8 100%	12 85%	20 91%
1	McCALL Robin	Draws 12 81%	5 60%	17 75%
		Take-outs 0 -	3 100%	3 100%
		Total 12 81%	8 75%	20 79%
A	McCORMACK Ryan	Draws 0 -	0 -	0 -
		Take-outs 0 -	0 -	0 -
		Total 0 -	0 -	0 -
Team		Draws 25 83%	16 70%	41 78%
		Take-outs 16 80%	23 82%	39 81%
		Total 41 82%	39 77%	80 79%



WED 6 MAR 2019  
Start Time 19:00

### Game Results

**NOTE**  
Position and function for each team member:  
4 = Fourth, 3 = Third, 2 = Second, 1 = Lead, A = Alternate, S = Skip, V = Vice-Skip

**LEGEND**  
↻ Clockwise      ↺ Counter-clockwise      LSFE(\*) Last Stone First End





WED 6 MAR 2019  
Start Time 19:00

### Game Results

Sheet	Game	Team	LSFE	1	2	3	4	5	6	7	8	9	10	Extra Ends	Total
E	6	SUI - Switzerland	*	0	0	3	0	2	2	0	0	0	X		7
	6	RUS - Russian Federation		0	1	0	1	0	0	2	1	0	X		5

SUI - Switzerland	
4 S	SCHWALLER Yannick
3 V	BRUNNER Michael
2	MEIER Romano
1	KAEUFELER Marcel
A	GLOOR Simon

RUS - Russian Federation	
4 S	BYSTROV Aleksandr
3 V	GORIACHEV Daniil
2	SHVEDOV Vadim
1	CHEREDNICHENKO Nikolai
A	ISLAMOVS Denis

Last Stone Draw		Distance
⌚	KAEUFELER Marcel	13.8cm
⌚	BRUNNER Michael	27.3cm
<b>Total</b>		<b>41.1cm</b>

Last Stone Draw		Distance
⌚	GORIACHEV Daniil	62.5cm
⌚	CHEREDNICHENKO Nikolai	28.6cm
<b>Total</b>		<b>91.1cm</b>

Time remaining: 3 minutes 47 seconds

Time-out: End 7 - SUI stone 8

Time remaining: 1 minute 45 seconds

ISLAMOVS D replaced CHEREDNICHENKO N at the beginning of end 5

**NOTE**  
Position and function for each team member:  
4 = Fourth, 3 = Third, 2 = Second, 1 = Lead, A = Alternate, S = Skip, V = Vice-Skip

**LEGEND**  
⌚ Clockwise      ⌚ Counter-clockwise      LSFE(\*) Last Stone First End  
X Unplayed/unfinished end due to concession





THU 7 MAR 2019  
Start Time 14:00

### Game Results

Sheet	Game	Team	LSFE	1	2	3	4	5	6	7	8	9	10	Extra Ends	Total
A	7	CAN - Canada		0	0	0	0	3	0	1	0	X	X		4
	7	CZE - Czech Republic	*	2	1	0	1	0	3	0	3	X	X		10

CAN - Canada	
4 S	STURMAY Karsten
3 V	STEINKE Tristan
2	KENNEDY Chris
1	VENANCE Glenn
A	-

CZE - Czech Republic	
4 S	VEDRAL Jaroslav
3 V	CERNOVSKY Marek
2	KRUPANSKY Krystof
1	KLIPA Lukas
A	VERNER David

Last Stone Draw		Distance
↻	VENANCE Glenn	146.0cm
↺	STURMAY Karsten	51.9cm
<b>Total</b>		<b>197.9cm</b>

Last Stone Draw		Distance
↻	KLIPA Lukas	86.9cm
↺	VEDRAL Jaroslav	44.8cm
<b>Total</b>		<b>131.7cm</b>

Time remaining: 10 minutes 21 seconds

Time remaining: 10 minutes 8 seconds

**NOTE**  
Position and function for each team member:  
4 = Fourth, 3 = Third, 2 = Second, 1 = Lead, A = Alternate, S = Skip, V = Vice-Skip

**LEGEND**  
↻ Clockwise      ↺ Counter-clockwise      LSFE(\*) Last Stone First End  
X Unplayed/unfinished end due to concession





THU 7 MAR 2019  
Start Time 14:00

### Game Results

Sheet	Game	Team	LSFE	1	2	3	4	5	6	7	8	9	10	Extra Ends	Total
B	7	SUI - Switzerland		1	0	1	0	2	1	0	2	0	1		8
	7	GBR - United Kingdom	*	0	2	0	1	0	0	1	0	1	0		5

SUI - Switzerland	
4 S	SCHWALLER Yannick
3 V	BRUNNER Michael
2	MEIER Romano
1	KAEUFELER Marcel
A	GLOOR Simon

GBR - United Kingdom	
4 S	WHYTE Ross
3 V	McFADZEAN Duncan
2	McCORMACK Ryan
1	McCALL Robin
A	CARSON Luke

Last Stone Draw		Distance
⌚	MEIER Romano	53.5cm
⌚	SCHWALLER Yannick	28.6cm
<b>Total</b>		<b>82.1cm</b>

Last Stone Draw		Distance
⌚	McFADZEAN Duncan	16.3cm
⌚	McCORMACK Ryan	56.4cm
<b>Total</b>		<b>72.7cm</b>

Time remaining: 2 minutes 7 seconds

Time remaining: 0 minutes 26 seconds

Time-out: End 9 - SUI stone 6

**NOTE**  
Position and function for each team member:  
4 = Fourth, 3 = Third, 2 = Second, 1 = Lead, A = Alternate, S = Skip, V = Vice-Skip

**LEGEND**  
⌚ Clockwise      ⌚ Counter-clockwise      LSFE(\*) Last Stone First End





THU 7 MAR 2019  
Start Time 14:00

### Game Results

Sheet	Game	Team	LSFE	1	2	3	4	5	6	7	8	9	10	Extra Ends	Total
C	7	USA - United States of America	*	1	0	0	0	2	0	0	3	1	1		8
	7	RUS - Russian Federation		0	0	0	2	0	2	1	0	0	0		5

USA - United States of America		Shot Success Game
4 S	STOPERA Andrew	60%
3 V	VIOLETTE Luc	65%
2	FENSON Alex	78%
1	FENSON Graem	96%
A	-	-
Team Total		75%

RUS - Russian Federation		Shot Success Game
4 S	BYSTROV Aleksandr	58%
3 V	GORIACHEV Daniil	74%
2	SHVEDOV Vadim	73%
1	ISLAMOVS Denis	80%
A	CHEREDNICHENKO Nikolai	-
Team Total		71%

Last Stone Draw		Distance
☺	FENSON Alex	8.8cm
☹	STOPERA Andrew	44.5cm
<b>Total</b>		<b>53.3cm</b>

Last Stone Draw		Distance
☺	BYSTROV Aleksandr	124.5cm
☹	SHVEDOV Vadim	199.6cm
<b>Total</b>		<b>324.1cm</b>

Time remaining: 1 minute 6 seconds

Time remaining: 3 minutes 17 seconds

Time-out: End 10 - USA stone 7

Time-out: End 10 - RUS stone 6

USA - United States of America	☺	☹	Game
4 STOPERA Andrew	Draws	6 75%	2 0% 8 56%
	Take-outs	6 58%	6 67% 12 63%
	Total	12 67%	8 50% 20 60%
3 VIOLETTE Luc	Draws	3 75%	3 58% 6 67%
	Take-outs	8 63%	6 67% 14 64%
	Total	11 66%	9 64% 20 65%
2 FENSON Alex	Draws	8 69%	4 100% 12 79%
	Take-outs	6 83%	2 50% 8 75%
	Total	14 75%	6 83% 20 78%
1 FENSON Graem	Draws	14 96%	4 94% 18 96%
	Take-outs	1 100%	1 100% 2 100%
	Total	15 97%	5 95% 20 96%
A -	Draws	0 -	0 - 0 -
	Take-outs	0 -	0 - 0 -
	Total	0 -	0 - 0 -
Team	Draws	31 83%	13 73% 44 80%
	Take-outs	21 69%	15 67% 36 68%
	Total	52 77%	28 70% 80 75%

RUS - Russian Federation	☺	☹	Game
4 BYSTROV Aleksandr	Draws	3 50%	6 46% 9 47%
	Take-outs	4 44%	7 79% 11 66%
	Total	7 46%	13 63% 20 58%
3 GORIACHEV Daniil	Draws	2 100%	7 82% 9 86%
	Take-outs	6 63%	5 65% 11 64%
	Total	8 72%	12 75% 20 74%
2 SHVEDOV Vadim	Draws	1 100%	4 88% 5 90%
	Take-outs	12 67%	3 67% 15 67%
	Total	13 69%	7 79% 20 73%
1 ISLAMOVS Denis	Draws	7 79%	9 81% 16 80%
	Take-outs	0 -	4 81% 4 81%
	Total	7 79%	13 81% 20 80%
A CHEREDNICHENKO Nikolai	Draws	0 -	0 - 0 -
	Take-outs	0 -	0 - 0 -
	Total	0 -	0 - 0 -
Team	Draws	13 77%	26 74% 39 75%
	Take-outs	22 61%	19 74% 41 67%
	Total	35 67%	45 74% 80 71%







THU 7 MAR 2019  
Start Time 14:00

## Game Results

**NOTE**  
Position and function for each team member:  
4 = Fourth, 3 = Third, 2 = Second, 1 = Lead, A = Alternate, S = Skip, V = Vice-Skip

**LEGEND**  
 Clockwise     
  Counter-clockwise     
 LSFE(\*) Last Stone First End





THU 7 MAR 2019  
Start Time 14:00

### Game Results

Sheet	Game	Team	LSFE	1	2	3	4	5	6	7	8	9	10	Extra Ends	Total
D	7	NOR - Norway	*	2	0	0	2	0	1	0	1	1	1		8
	7	KOR - Republic of Korea		0	1	1	0	2	0	1	0	0	0		5

NOR - Norway		Shot Success Game
4 S	RAMSFJELL Magnus	69%
3	SESAKER Martin	80%
2	RAMSFJELL Bendik	66%
1 V	NEPSTAD Gaute	75%
A	-	-
Team Total		73%

KOR - Republic of Korea		Shot Success Game
4 S	LEE JeongJae	65%
3 V	HWANG Hyeonjun	73%
2	JEONG ByeongJin	84%
1	LEE DongHyeong	84%
A	-	-
Team Total		76%

Last Stone Draw		Distance
☺	SESAKER Martin	32.2cm
☹	NEPSTAD Gaute	22.6cm
<b>Total</b>		<b>54.8cm</b>

Last Stone Draw		Distance
☺	LEE DongHyeong	37.0cm
☹	LEE JeongJae	39.5cm
<b>Total</b>		<b>76.5cm</b>

Time remaining: 2 minutes 59 seconds

Time remaining: 0 minutes 24 seconds

Time-out: End 6 - NOR stone 7

Time-out: End 9 - KOR stone 4

NOR - Norway		☺	☹	Game
4	RAMSFJELL Magnus	Draws	6 63%	8 75%
		Take-outs	1 0%	5 80%
		Total	7 54%	13 77%
3	SESAKER Martin	Draws	4 69%	8 91%
		Take-outs	4 63%	4 88%
		Total	8 66%	12 90%
2	RAMSFJELL Bendik	Draws	5 65%	5 35%
		Take-outs	4 88%	6 79%
		Total	9 75%	11 59%
1	NEPSTAD Gaute	Draws	9 72%	10 80%
		Take-outs	0 -	1 50%
		Total	9 72%	11 77%
A -		Draws	0 -	0 -
		Take-outs	0 -	0 -
		Total	0 -	0 -
Team		Draws	24 68%	31 74%
		Take-outs	9 67%	16 80%
		Total	33 67%	47 76%

KOR - Republic of Korea		☺	☹	Game
4	LEE JeongJae	Draws	5 55%	7 75%
		Take-outs	4 81%	4 44%
		Total	9 67%	11 64%
3	HWANG Hyeonjun	Draws	4 81%	5 85%
		Take-outs	5 65%	6 63%
		Total	9 72%	11 73%
2	JEONG ByeongJin	Draws	2 100%	7 71%
		Take-outs	5 95%	6 83%
		Total	7 96%	13 77%
1	LEE DongHyeong	Draws	8 78%	8 97%
		Take-outs	1 100%	3 58%
		Total	9 81%	11 86%
A -		Draws	0 -	0 -
		Take-outs	0 -	0 -
		Total	0 -	0 -
Team		Draws	19 75%	27 82%
		Take-outs	15 82%	19 64%
		Total	34 78%	46 75%



THU 7 MAR 2019  
 Start Time 14:00

### Game Results

**NOTE**  
 Position and function for each team member:  
**4** = Fourth, **3** = Third, **2** = Second, **1** = Lead, **A** = Alternate, **S** = Skip, **V** = Vice-Skip

**LEGEND**  
 Clockwise                      Counter-clockwise                      **LSFE(\*)** Last Stone First End





THU 7 MAR 2019  
Start Time 14:00

### Game Results

Sheet	Game	Team	LSFE	1	2	3	4	5	6	7	8	9	10	Extra Ends	Total
E	7	CHN - People's Republic of China		0	0	0	0	0	1	0	0	X	X		1
	7	SWE - Sweden	*	0	2	2	2	1	0	3	0	X	X		10

CHN - People's Republic of China	
4 S	HU Chenwei
3	TAO Zhiyu
2 V	CAI Kaifan
1	YU Yizhe
A	LIU Huibin

SWE - Sweden	
4 S	NYMAN Fredrik
3 V	WRANAA Rasmus
2	SJOEBERG Axel
1	BAECK Max
A	-

Last Stone Draw		Distance
⌚	YU Yizhe	144.7cm
⌚	TAO Zhiyu	54.9cm
<b>Total</b>		<b>199.6cm</b>

Last Stone Draw		Distance
⌚	BAECK Max	23.4cm
⌚	NYMAN Fredrik	4.3cm
<b>Total</b>		<b>27.7cm</b>

Time remaining: 12 minutes 45 seconds

Time remaining: 14 minutes 15 seconds

**NOTE**  
Position and function for each team member:  
4 = Fourth, 3 = Third, 2 = Second, 1 = Lead, A = Alternate, S = Skip, V = Vice-Skip

**LEGEND**  
⌚ Clockwise      ⌚ Counter-clockwise      LSFE(\*) Last Stone First End  
X Unplayed/unfinished end due to concession





FRI 8 MAR 2019  
Start Time 9:00

### Game Results

Sheet	Game	Team	LSFE	1	2	3	4	5	6	7	8	9	10	Extra Ends	Total
A	8	RUS - Russian Federation		0	0	1	0	1	0	1	0	3	0		6
	8	GBR - United Kingdom	*	1	2	0	1	0	1	0	2	0	1		8

RUS - Russian Federation	
4 S	BYSTROV Aleksandr
3 V	GORIACHEV Daniil
2	SHVEDOV Vadim
1	ISLAMOV Denis
A	CHEREDNICHENKO Nikolai

GBR - United Kingdom	
4 S	WHYTE Ross
3 V	McFADZEAN Duncan
2	CARSON Luke
1	McCORMACK Ryan
A	McCALL Robin

Last Stone Draw		Distance
⌚	ISLAMOV Denis	87.1cm
⌚	GORIACHEV Daniil	199.6cm
<b>Total</b>		<b>286.7cm</b>

Time remaining: 1 minute 56 seconds

Time-out: End 8 - RUS stone 6

Last Stone Draw		Distance
⌚	McCORMACK Ryan	51.1cm
⌚	WHYTE Ross	4.1cm
<b>Total</b>		<b>55.2cm</b>

Time remaining: 3 minutes 17 seconds

Time-out: End 10 - GBR stone 5

**NOTE**  
Position and function for each team member:  
4 = Fourth, 3 = Third, 2 = Second, 1 = Lead, A = Alternate, S = Skip, V = Vice-Skip

**LEGEND**  
⌚ Clockwise      ⌚ Counter-clockwise      LSFE(\*) Last Stone First End





FRI 8 MAR 2019  
Start Time 9:00

### Game Results

Sheet	Game	Team	LSFE	1	2	3	4	5	6	7	8	9	10	Extra Ends	Total
B	8	SWE - Sweden		0	0	1	1	0	0	1	0	0	0		3
	8	NOR - Norway	*	0	1	0	0	0	1	0	2	0	1		5

SWE - Sweden		Shot Success Game
4 S	NYMAN Fredrik	80%
3 V	WRANAA Rasmus	85%
2	SJOEBERG Axel	78%
1	BAECK Max	85%
A	-	-
Team Total		82%

NOR - Norway		Shot Success Game
4 S	RAMSFJELL Magnus	84%
3	SESAKER Martin	73%
2	RAMSFJELL Bendik	89%
1 V	NEPSTAD Gaute	94%
A	-	-
Team Total		85%

Last Stone Draw		Distance
☺	WRANAA Rasmus	72.7cm
☹	SJOEBERG Axel	34.7cm
<b>Total</b>		<b>107.4cm</b>

Last Stone Draw		Distance
☺	RAMSFJELL Magnus	6.4cm
☹	RAMSFJELL Bendik	31.7cm
<b>Total</b>		<b>38.1cm</b>

Time remaining: 1 minute 22 seconds

Time remaining: 2 minutes 43 seconds

Time-out: End 4 - SWE stone 7

Time-out: End 10 - NOR stone 6

SWE - Sweden		☺	☹	Game
4	NYMAN Fredrik	Draws 4 63%	5 90%	9 78%
		Take-outs 5 80%	6 83%	11 82%
		Total 9 72%	11 86%	20 80%
3	WRANAA Rasmus	Draws 3 67%	3 83%	6 75%
		Take-outs 8 88%	6 92%	14 89%
		Total 11 82%	9 89%	20 85%
2	SJOEBERG Axel	Draws 9 69%	3 83%	12 73%
		Take-outs 2 88%	6 83%	8 84%
		Total 11 73%	9 83%	20 78%
1	BAECK Max	Draws 10 80%	7 93%	17 85%
		Take-outs 2 75%	1 100%	3 83%
		Total 12 79%	8 94%	20 85%
A -		Draws 0 -	0 -	0 -
		Take-outs 0 -	0 -	0 -
		Total 0 -	0 -	0 -
Team		Draws 26 72%	18 89%	44 79%
		Take-outs 17 84%	19 87%	36 85%
		Total 43 77%	37 88%	80 82%

NOR - Norway		☺	☹	Game
4	RAMSFJELL Magnus	Draws 7 93%	3 67%	10 85%
		Take-outs 8 81%	2 88%	10 83%
		Total 15 87%	5 75%	20 84%
3	SESAKER Martin	Draws 5 100%	0 -	5 100%
		Take-outs 10 73%	5 45%	15 63%
		Total 15 82%	5 45%	20 73%
2	RAMSFJELL Bendik	Draws 7 100%	3 67%	10 90%
		Take-outs 4 100%	6 79%	10 88%
		Total 11 100%	9 75%	20 89%
1	NEPSTAD Gaute	Draws 12 100%	3 92%	15 98%
		Take-outs 3 67%	2 100%	5 80%
		Total 15 93%	5 95%	20 94%
A -		Draws 0 -	0 -	0 -
		Take-outs 0 -	0 -	0 -
		Total 0 -	0 -	0 -
Team		Draws 31 98%	9 75%	40 93%
		Take-outs 25 79%	15 72%	40 76%
		Total 56 90%	24 73%	80 85%



FRI 8 MAR 2019  
 Start Time 9:00

### Game Results

**NOTE**  
 Position and function for each team member:  
**4** = Fourth, **3** = Third, **2** = Second, **1** = Lead, **A** = Alternate, **S** = Skip, **V** = Vice-Skip

**LEGEND**  
 Clockwise                      Counter-clockwise                      **LSFE(\*)** Last Stone First End





FRI 8 MAR 2019  
Start Time 9:00

### Game Results

Sheet	Game	Team	LSFE	1	2	3	4	5	6	7	8	9	10	Extra Ends	Total
C	8	CZE - Czech Republic	*	1	0	0	1	0	0	1	0	0	X		3
	8	SUI - Switzerland		0	3	0	0	2	1	0	0	1	X		7

CZE - Czech Republic	
4 S	VEDRAL Jaroslav
3 V	CERNOVSKY Marek
2	KRUPANSKY Krystof
1	KLIPA Lukas
A	VERNER David

SUI - Switzerland	
4 S	SCHWALLER Yannick
3 V	BRUNNER Michael
2	MEIER Romano
1	KAEUFELER Marcel
A	GLOOR Simon

Last Stone Draw		Distance
⌚	CERNOVSKY Marek	5.0cm
⌚	KRUPANSKY Krystof	42.0cm
<b>Total</b>		<b>47.0cm</b>

Last Stone Draw		Distance
⌚	BRUNNER Michael	25.3cm
⌚	KAEUFELER Marcel	23.3cm
<b>Total</b>		<b>48.6cm</b>

Time remaining: 6 minutes 32 seconds

Time remaining: 5 minutes 32 seconds

Time-out: End 9 - SUI stone 6

**NOTE**  
Position and function for each team member:  
4 = Fourth, 3 = Third, 2 = Second, 1 = Lead, A = Alternate, S = Skip, V = Vice-Skip

**LEGEND**  
⌚ Clockwise      ⌚ Counter-clockwise      LSFE(\*) Last Stone First End  
X Unplayed/unfinished end due to concession







FRI 8 MAR 2019  
Start Time 9:00

### Game Results

Sheet	Game	Team	LSFE	1	2	3	4	5	6	7	8	9	10	Extra Ends	Total
D	8	CHN - People's Republic of China		0	1	0	0	0	0	1	0	2	X		4
	8	CAN - Canada	*	2	0	2	1	1	0	0	1	0	X		7

CHN - People's Republic of China		Shot Success Game
4 S	HU Chenwei	67%
3	TAO Zhiyu	59%
2 V	CAI Kaifan	73%
1	YU Yizhe	81%
A	LIU Huibin	-
Team Total		70%

CAN - Canada		Shot Success Game
4 S	STURMAY Karsten	86%
3 V	STEINKE Tristan	93%
2	KENNEDY Chris	73%
1	VENANCE Glenn	80%
A	-	-
Team Total		83%

Last Stone Draw		Distance
☺	CAI Kaifan	65.2cm
☹	TAO Zhiyu	60.9cm
<b>Total</b>		<b>126.1cm</b>

Last Stone Draw		Distance
☺	KENNEDY Chris	39.6cm
☹	STEINKE Tristan	19.2cm
<b>Total</b>		<b>58.8cm</b>

Time remaining: 7 minutes 30 seconds

Time remaining: 10 minutes 55 seconds

CHN - People's Republic of China	☺	☹	Game
4 HU Chenwei	Draws	3 92%	2 63% 5 80%
	Take-outs	4 63%	9 61% 13 62%
	Total	7 75%	11 61% 18 67%
3 TAO Zhiyu	Draws	5 60%	2 50% 7 57%
	Take-outs	7 61%	6 58% 13 60%
	Total	12 60%	8 56% 20 59%
2 CAI Kaifan	Draws	8 75%	3 92% 11 80%
	Take-outs	5 75%	4 50% 9 64%
	Total	13 75%	7 68% 20 73%
1 YU Yizhe	Draws	14 79%	4 81% 18 79%
	Take-outs	1 100%	1 100% 2 100%
	Total	15 80%	5 85% 20 81%
A LIU Huibin	Draws	0 -	0 - 0 -
	Take-outs	0 -	0 - 0 -
	Total	0 -	0 - 0 -
Team	Draws	30 76%	11 75% 41 76%
	Take-outs	17 68%	20 60% 37 64%
	Total	47 73%	31 65% 78 70%

CAN - Canada	☺	☹	Game
4 STURMAY Karsten	Draws	4 100%	4 88% 8 94%
	Take-outs	5 80%	5 80% 10 80%
	Total	9 89%	9 83% 18 86%
3 STEINKE Tristan	Draws	1 100%	2 100% 3 100%
	Take-outs	6 83%	11 95% 17 91%
	Total	7 86%	13 96% 20 93%
2 KENNEDY Chris	Draws	2 25%	1 75% 3 42%
	Take-outs	8 88%	9 69% 17 78%
	Total	10 75%	10 70% 20 73%
1 VENANCE Glenn	Draws	5 70%	10 88% 15 82%
	Take-outs	3 67%	1 100% 4 75%
	Total	8 69%	11 89% 19 80%
A -	Draws	0 -	0 - 0 -
	Take-outs	0 -	0 - 0 -
	Total	0 -	0 - 0 -
Team	Draws	12 75%	17 88% 29 83%
	Take-outs	22 82%	26 84% 48 83%
	Total	34 79%	43 85% 77 83%





FRI 8 MAR 2019  
 Start Time 9:00

### Game Results

**NOTE**  
 Position and function for each team member:  
 4 = Fourth, 3 = Third, 2 = Second, 1 = Lead, A = Alternate, S = Skip, V = Vice-Skip

**LEGEND**  
 ↻ Clockwise          ↺ Counter-clockwise          LSFE(\*) Last Stone First End  
 X Unplayed/unfinished end due to concession





FRI 8 MAR 2019  
Start Time 9:00

### Game Results

Sheet	Game	Team	LSFE	1	2	3	4	5	6	7	8	9	10	Extra Ends	Total
E	8	USA - United States of America		0	0	0	1	0	2	0	0	1	X		4
	8	KOR - Republic of Korea	*	0	1	1	0	2	0	0	3	0	X		7

USA - United States of America	
4 S	STOPERA Andrew
3 V	VIOLETTE Luc
2	FENSON Alex
1	FENSON Graem
A	-

KOR - Republic of Korea	
4 S	LEE JeongJae
3 V	HWANG Hyeonjun
2	JEONG ByeongJin
1	LEE DongHyeong
A	-

Last Stone Draw		Distance
↻	VIOLETTE Luc	31.3cm
↻	FENSON Graem	176.4cm
<b>Total</b>		<b>207.7cm</b>

Last Stone Draw		Distance
↻	JEONG ByeongJin	79.7cm
↻	LEE DongHyeong	22.9cm
<b>Total</b>		<b>102.6cm</b>

Time remaining: 3 minutes 2 seconds

Time remaining: 7 minutes 37 seconds

Time-out: End 8 - KOR stone 6

**NOTE**  
Position and function for each team member:  
4 = Fourth, 3 = Third, 2 = Second, 1 = Lead, A = Alternate, S = Skip, V = Vice-Skip

**LEGEND**  
↻ Clockwise      ↻ Counter-clockwise      **LSFE(\*)** Last Stone First End  
X Unplayed/unfinished end due to concession





FRI 8 MAR 2019  
Start Time 19:00

### Game Results

Sheet	Game	Team	LSFE	1	2	3	4	5	6	7	8	9	10	Extra	Ends	Total
A	9	SWE - Sweden		1	1	0	1	1	0	1	0	0	1			6
	9	SUI - Switzerland	*	0	0	1	0	0	2	0	2	0	0			5

SWE - Sweden	
4 S	NYMAN Fredrik
3 V	WRANAA Rasmus
2	SJOEBERG Axel
1	BAECK Max
A	-

SUI - Switzerland	
4 S	SCHWALLER Yannick
3 V	BRUNNER Michael
2	MEIER Romano
1	KAEUFELER Marcel
A	GLOOR Simon

Last Stone Draw		Distance
↻	WRANAA Rasmus	99.2cm
↻	NYMAN Fredrik	9.7cm
<b>Total</b>		<b>108.9cm</b>

Last Stone Draw		Distance
↻	SCHWALLER Yannick	40.9cm
↻	MEIER Romano	24.8cm
<b>Total</b>		<b>65.7cm</b>

Time remaining: 3 minutes 8 seconds

Time remaining: 0 minutes 47 seconds

Time-out: End 8 - SWE stone 4

Time-out: End 8 - SUI stone 7

**NOTE**  
Position and function for each team member:  
4 = Fourth, 3 = Third, 2 = Second, 1 = Lead, A = Alternate, S = Skip, V = Vice-Skip

**LEGEND**  
↻ Clockwise      ↻ Counter-clockwise      **LSFE(\*)** Last Stone First End





FRI 8 MAR 2019  
Start Time 19:00

### Game Results

Sheet	Game	Team	LSFE	1	2	3	4	5	6	7	8	9	10	Extra Ends	Total
B	9	CZE - Czech Republic	*	3	1	0	2	0	2	0	4	X	X		12
	9	USA - United States of America		0	0	1	0	2	0	2	0	X	X		5

CZE - Czech Republic		Shot Success Game
4 S	VEDRAL Jaroslav	72%
3 V	CERNOVSKY Marek	77%
2	KRUPANSKY Krystof	83%
1	KLIPA Lukas	83%
A	VERNER David	-
Team Total		79%

USA - United States of America		Shot Success Game
4 S	STOPERA Andrew	50%
3 V	VIOLETTE Luc	63%
2	FENSON Alex	70%
1	FENSON Graem	89%
A	-	-
Team Total		68%

Last Stone Draw		Distance
☺	CERNOVSKY Marek	45.4cm
☹	VEDRAL Jaroslav	110.6cm
<b>Total</b>		<b>156.0cm</b>

Last Stone Draw		Distance
☺	STOPERA Andrew	143.4cm
☹	FENSON Alex	56.6cm
<b>Total</b>		<b>200.0cm</b>

Time remaining: 12 minutes 9 seconds

Time remaining: 9 minutes 40 seconds

CZE - Czech Republic		☺	☹	Game
4 VEDRAL Jaroslav	Draws	2 100%	5 70%	7 79%
	Take-outs	8 63%	1 100%	9 67%
	Total	10 70%	6 75%	16 72%
3 CERNOVSKY Marek	Draws	0 -	2 50%	2 50%
	Take-outs	3 100%	11 75%	14 80%
	Total	3 100%	13 71%	16 77%
2 KRUPANSKY Krystof	Draws	1 25%	4 94%	5 80%
	Take-outs	3 83%	8 84%	11 84%
	Total	4 69%	12 88%	16 83%
1 KLIPA Lukas	Draws	10 75%	6 96%	16 83%
	Take-outs	0 -	0 -	0 -
	Total	10 75%	6 96%	16 83%
A VERNER David	Draws	0 -	0 -	0 -
	Take-outs	0 -	0 -	0 -
	Total	0 -	0 -	0 -
Team	Draws	13 75%	17 82%	30 79%
	Take-outs	14 75%	20 80%	34 78%
	Total	27 75%	37 81%	64 79%

USA - United States of America		☺	☹	Game
4 STOPERA Andrew	Draws	8 47%	0 -	8 47%
	Take-outs	3 67%	5 45%	8 53%
	Total	11 52%	5 45%	16 50%
3 VIOLETTE Luc	Draws	7 82%	6 63%	13 73%
	Take-outs	1 50%	2 0%	3 17%
	Total	8 78%	8 47%	16 63%
2 FENSON Alex	Draws	10 80%	2 75%	12 79%
	Take-outs	4 44%	0 -	4 44%
	Total	14 70%	2 75%	16 70%
1 FENSON Graem	Draws	10 90%	6 88%	16 89%
	Take-outs	0 -	0 -	0 -
	Total	10 90%	6 88%	16 89%
A -	Draws	0 -	0 -	0 -
	Take-outs	0 -	0 -	0 -
	Total	0 -	0 -	0 -
Team	Draws	35 76%	14 75%	49 76%
	Take-outs	8 53%	7 32%	15 43%
	Total	43 72%	21 61%	64 68%



FRI 8 MAR 2019  
Start Time 19:00

### Game Results

**NOTE**  
Position and function for each team member:  
4 = Fourth, 3 = Third, 2 = Second, 1 = Lead, A = Alternate, S = Skip, V = Vice-Skip

**LEGEND**  
↻ Clockwise    ↺ Counter-clockwise    **LSFE(\*)** Last Stone First End  
X Unplayed/unfinished end due to concession





FRI 8 MAR 2019  
Start Time 19:00

### Game Results

Sheet	Game	Team	LSFE	1	2	3	4	5	6	7	8	9	10	Extra Ends	Total
C	9	CAN - Canada	*	1	0	0	2	0	0	3	0	0	3		9
	9	NOR - Norway		0	2	0	0	1	1	0	2	1	0		7

CAN - Canada	
4 S	STURMAY Karsten
3 V	STEINKE Tristan
2	KENNEDY Chris
1	VENANCE Glenn
A	-

NOR - Norway	
4 S	RAMSFJELL Magnus
3	SESAKER Martin
2	RAMSFJELL Bendik
1 V	NEPSTAD Gaute
A	-

Last Stone Draw		Distance
⌚	STURMAY Karsten	25.3cm
⌚	STEINKE Tristan	118.0cm
<b>Total</b>		<b>143.3cm</b>

Last Stone Draw		Distance
⌚	NEPSTAD Gaute	62.2cm
⌚	RAMSFJELL Magnus	84.6cm
<b>Total</b>		<b>146.8cm</b>

Time remaining: 0 minutes 35 seconds

Time-out: End 8 - CAN stone 4

Time remaining: 0 minutes 13 seconds

Time-out: End 10 - NOR stone 5

**NOTE**  
Position and function for each team member:  
4 = Fourth, 3 = Third, 2 = Second, 1 = Lead, A = Alternate, S = Skip, V = Vice-Skip

**LEGEND**  
⌚ Clockwise      ⌚ Counter-clockwise      LSFE(\*) Last Stone First End





FRI 8 MAR 2019  
Start Time 19:00

### Game Results

Sheet	Game	Team	LSFE	1	2	3	4	5	6	7	8	9	10	Extra Ends	Total
D	9	KOR - Republic of Korea	*	3	0	2	0	0	1	0	2	1	X		9
	9	RUS - Russian Federation		0	3	0	1	1	0	2	0	0	X		7

KOR - Republic of Korea		Shot Success Game
4 S	LEE JeongJae	79%
3 V	HWANG Hyeonjun	79%
2	JEONG ByeongJin	70%
1	LEE DongHyeong	78%
A	-	-
Team Total		76%

RUS - Russian Federation		Shot Success Game
4 S	BYSTROV Aleksandr	63%
3 V	GORIACHEV Daniil	65%
2	SHVEDOV Vadim	81%
1	ISLAMOVS Denis	74%
A	CHEREDNICHENKO Nikolai	-
Team Total		71%

Last Stone Draw		Distance
☺	LEE JeongJae	13.5cm
☹	HWANG Hyeonjun	35.3cm
<b>Total</b>		<b>48.8cm</b>

Last Stone Draw		Distance
☺	GORIACHEV Daniil	199.6cm
☹	BYSTROV Aleksandr	94.0cm
<b>Total</b>		<b>293.6cm</b>

Time remaining: 2 minutes 20 seconds

Time remaining: 1 minute 35 seconds

Time-out: End 8 - RUS stone 7

KOR - Republic of Korea		☺	☹	Game
4	LEE JeongJae	Draws 5 80%	3 83%	8 81%
		Take-outs 7 79%	5 75%	12 77%
		Total 12 79%	8 78%	20 79%
3	HWANG Hyeonjun	Draws 5 75%	1 100%	6 79%
		Take-outs 5 75%	9 81%	14 79%
		Total 10 75%	10 83%	20 79%
2	JEONG ByeongJin	Draws 3 33%	4 88%	7 64%
		Take-outs 7 68%	6 79%	13 73%
		Total 10 58%	10 83%	20 70%
1	LEE DongHyeong	Draws 12 92%	5 70%	17 85%
		Take-outs 2 50%	1 0%	3 33%
		Total 14 86%	6 58%	20 78%
A -		Draws 0 -	0 -	0 -
		Take-outs 0 -	0 -	0 -
		Total 0 -	0 -	0 -
Team		Draws 25 79%	13 81%	38 80%
		Take-outs 21 71%	21 75%	42 73%
		Total 46 76%	34 77%	80 76%

RUS - Russian Federation		☺	☹	Game
4	BYSTROV Aleksandr	Draws 4 38%	4 56%	8 47%
		Take-outs 7 75%	4 75%	11 75%
		Total 11 61%	8 66%	19 63%
3	GORIACHEV Daniil	Draws 8 63%	4 69%	12 65%
		Take-outs 6 54%	2 100%	8 66%
		Total 14 59%	6 79%	20 65%
2	SHVEDOV Vadim	Draws 5 80%	7 75%	12 77%
		Take-outs 4 88%	4 88%	8 88%
		Total 9 83%	11 80%	20 81%
1	ISLAMOVS Denis	Draws 11 75%	7 68%	18 72%
		Take-outs 0 -	2 88%	2 88%
		Total 11 75%	9 72%	20 74%
A	CHEREDNICHENKO Nikolai	Draws 0 -	0 -	0 -
		Take-outs 0 -	0 -	0 -
		Total 0 -	0 -	0 -
Team		Draws 28 67%	22 68%	50 68%
		Take-outs 17 71%	12 85%	29 77%
		Total 45 68%	34 74%	79 71%





FRI 8 MAR 2019  
Start Time 19:00

### Game Results

**NOTE**  
Position and function for each team member:  
4 = Fourth, 3 = Third, 2 = Second, 1 = Lead, A = Alternate, S = Skip, V = Vice-Skip

**LEGEND**  
↻ Clockwise      ↺ Counter-clockwise      LSFE(\*) Last Stone First End  
X Unplayed/unfinished end due to concession





FRI 8 MAR 2019  
Start Time 19:00

### Game Results

Sheet	Game	Team	LSFE	1	2	3	4	5	6	7	8	9	10	Extra Ends	Total
E	9	GBR - United Kingdom	*	0	0	3	2	0	4	1	2	X	X		12
	9	CHN - People's Republic of China		1	3	0	0	2	0	0	0	X	X		6

GBR - United Kingdom	
4 S	WHYTE Ross
3 V	McFADZEAN Duncan
2	CARSON Luke
1	McCALL Robin
A	McCORMACK Ryan

CHN - People's Republic of China	
4 S	HU Chenwei
3	TAO Zhiyu
2 V	CAI Kaifan
1	YU Yizhe
A	LIU Huibin

Last Stone Draw		Distance
⌚	WHYTE Ross	60.7cm
⌚	McFADZEAN Duncan	4.9cm
<b>Total</b>		<b>65.6cm</b>

Last Stone Draw		Distance
⌚	HU Chenwei	19.4cm
⌚	YU Yizhe	199.6cm
<b>Total</b>		<b>219.0cm</b>

Time remaining: 11 minutes 5 seconds

Time remaining: 8 minutes 33 seconds

**NOTE**  
Position and function for each team member:  
4 = Fourth, 3 = Third, 2 = Second, 1 = Lead, A = Alternate, S = Skip, V = Vice-Skip

**LEGEND**  
⌚ Clockwise      ⌚ Counter-clockwise      LSFE(\*) Last Stone First End  
X Unplayed/unfinished end due to concession

